
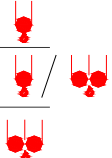




















## Curvas de cargas - Load diagrams - Lastkurven - Courbes de charges - Curve di carico - График грузоподъёмности

229.6 ft 	49.2	65.6	82.1	98.4	103.1	114.8	131.2	147.6	164.1	180.4	196.8	213.2	229.6	ft	
	13,228	13,228	13,228	13,228	13,228	11,684	9,965	8,620	7,562	6,702	5,974	5,379	4,850	lbs	
	49.2	65.6	82.1	98.4	101.1	114.8	131.2	147.6	164.1	180.4	196.8	213.2	229.6	ft	
	13,228	13,228	13,228	13,228	13,228	11,354	9,590	8,245	7,165	6,283	5,556	4,938	4,409	lbs	
	49.2	55.7	65.6	82.1	98.4	114.8	131.2	147.6	164.1	180.4	196.8	213.2	229.6	ft	
26,455	26,455	22,068	17,020	13,691	11,354	9,590	8,245	7,165	6,283	5,556	4,938	4,409	lbs		
213.2 ft 	49.2	65.6	82.1	98.4	114.5	114.8	131.2	147.6	164.1	180.4	196.8	213.2	ft		
	13,228	13,228	13,228	13,228	13,228	13,184	11,266	9,788	8,620	7,650	6,856	6,173	lbs		
	49.2	65.6	82.1	98.4	111.9	114.8	131.2	147.6	164.1	180.4	196.8	213.2	ft		
	13,228	13,228	13,228	13,228	13,228	12,831	10,891	9,392	8,201	7,231	6,415	5,732	lbs		
	49.2	61.7	65.6	82.1	98.4	114.8	131.2	147.6	164.1	180.4	196.8	213.2	ft		
26,455	26,455	24,714	19,114	15,432	12,831	10,891	9,392	8,201	7,231	6,415	5,732	lbs			
196.8 ft 	49.2	65.6	82.1	98.4	114.8	128.3	131.2	147.6	164.1	180.4	196.8	ft			
	13,228	13,228	13,228	13,228	13,228	13,228	12,919	11,243	9,921	8,840	7,937	lbs			
	49.2	65.6	82.1	98.4	114.8	125.3	131.2	147.6	164.1	180.4	196.8	ft			
	13,228	13,228	13,228	13,228	13,228	13,228	12,522	10,847	9,502	8,399	7,496	lbs			
	49.2	65.6	68.9	82.1	98.4	114.8	131.2	147.6	164.1	180.4	196.8	ft			
26,455	26,455	26,455	21,760	17,637	14,705	12,522	10,847	9,502	8,399	7,496	lbs				
180.4 ft 	49.2	65.6	82.1	98.4	114.8	121.4	133.5	147.6	164.1	180.4	ft				
	13,228	13,228	13,228	13,228	13,228	13,228	13,228	11,773	10,384	9,259	lbs				
	49.2	65.6	82.1	98.4	114.8	129.9	131.2	147.6	164.1	180.4	ft				
	13,228	13,228	13,228	13,228	13,228	13,228	13,095	11,354	9,965	8,818	lbs				
	49.2	65.6	71.5	82.1	98.4	114.8	131.2	147.6	164.1	180.4	ft				
26,455	26,455	26,455	22,685	18,409	15,366	13,095	11,354	9,965	8,818	lbs					
164.1 ft 	49.2	65.6	82.1	98.4	114.8	131.2	137.8	147.6	164.1	ft					
	13,228	13,228	13,228	13,228	13,228	13,228	13,228	12,236	10,803	lbs					
	49.2	65.6	82.1	98.4	114.8	131.2	134.2	147.6	164.1	ft					
	17,637	17,637	17,637	13,228	13,228	13,228	13,228	11,795	10,362	lbs					
	49.2	65.6	73.8	82.1	98.4	114.8	131.2	147.6	164.1	ft					
26,455	26,455	26,455	23,523	19,092	15,939	13,602	11,795	10,362	lbs						
147.6 ft 	49.2	65.6	82.1	98.4	114.8	131.2	143.4	147.6	ft						
	13,228	13,228	13,228	13,228	13,228	13,228	13,228	12,787	lbs						
	49.2	65.6	82.1	98.4	114.8	131.2	137.1	147.6	ft						
	13,228	13,228	13,228	13,228	13,228	13,228	13,228	12,125	lbs						
	49.2	65.6	75.4	82.1	98.4	114.8	131.2	147.6	ft						
26,455	26,455	26,455	24,096	19,577	16,358	13,977	12,125	lbs							
131.2 ft 	32.8	49.2	65.6	82.1	98.4	114.8	131.2	ft							
	13,228	13,228	13,228	13,228	13,228	13,228	13,228	lbs							
	49.2	65.6	82.1	98.4	114.8	121.4	131.2	ft							
	13,228	13,228	13,228	13,228	13,228	13,228	13,228	lbs							
	49.2	65.6	78.1	82.1	98.4	114.8	131.2	ft							
26,455	26,455	26,455	25,044	20,349	17,020	14,550	lbs								
114.8 ft 	32.8	49.2	65.6	82.1	98.4	114.8	ft								
	13,228	13,228	13,228	13,228	13,228	13,228	lbs								
	32.8	49.2	65.6	82.1	98.4	114.8	ft								
	13,228	13,228	13,228	13,228	13,228	13,228	lbs								
	49.2	65.6	81.4	82.1	98.4	114.8	ft								
26,455	26,455	26,455	26,213	21,319	17,857	lbs									



## Bloque de contrapeso- Counterweight blocks- Gegengewichtsblöcke- Bloc de contrepoid- Blocco di contrapeso - Плиты противовеса

	229.6 ft		213.2 ft		196.8 ft		180.4 ft	
	A	B	A	B	A	B	A	B
	7	1	7	1	7	1	6	2
	45,746 lbs		45,746 lbs		45,746 lbs		42,990 lbs	



	164.1 ft		147.6 ft		131.2 ft		114.8 ft	
	A	B	A	B	A	B	A	B
	5	3	5	2	4	3	4	2
	40,234 lbs		36,927 lbs		34,172 lbs		30,865 lbs	




## Mecanismos - Mechanisms - Antriebe - Mécanismes - Мeccанисми - Приводы

56 Hp (42Kw) - INV  
400 V / 50-60 Hz  
HUH 492.1 ft S/R Ø0.05 ft



		ft/min	0-16.4	0-114.8	0-157.5	0-239.5	0-351.1	0-8.2	0-57.4	0-78.7	0-119.7	0-175.5
		lbs	13,228	13,228	8,818	5,511	2,756	26,455	26,455	17,637	11,023	5,511
		Kw	42	42	42	42	42	42	42	42	42	42

75 Hp (55Kw) - INV  
400 V / 50-60 Hz  
HUH 492.1 ft S/R Ø0.05 ft

		ft/min	0-16.4	0-144.3	0-196.8	0-280.5	0-387.1	0-8.2	0-72.2	0-98.4	0-140.1	0-193.6
		lbs	13,228	13,228	8,818	5,511	2,756	26,455	26,455	17,637	11,023	5,511
		Kw	55	55	55	55	55	55	55	55	55	55



	ft/min	36.1 / 121.4 / 328.1		
	Kw	11		
	r.p.m.	0,3	0,6	0,9
	Nm	2 x 65		
	ft/min	39.4 / 78.7		
	Kw	4 x 3		

- \* Optional
-  Hoisting
-  Trolleying
-  Slewing
-  Travelling
-  Rope


	2000/14/CEE 2005/88/CEE		2006/95 /CEE	400 V 50 Hz	328.1 ft 4x0.0004 ft <sup>2</sup>
---	----------------------------	---	-----------------	----------------	--------------------------------------

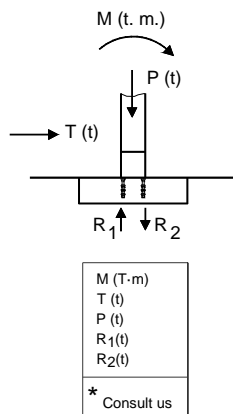

GEN SET
170 kVA

INSTALLED POWER
80 KW

	2000/14/CEE 2005/88/CEE		2006/95 /CEE	380 V 60 Hz	328.1 ft 4x0.0004 ft <sup>2</sup>	*Optional
---	----------------------------	---	-----------------	----------------	--------------------------------------	-----------

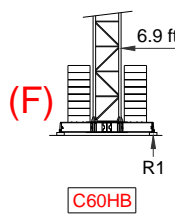
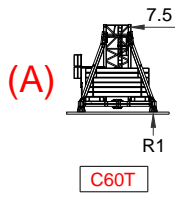
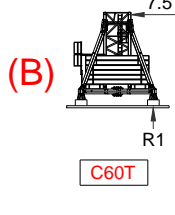
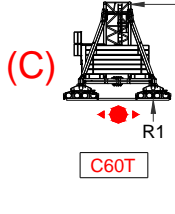
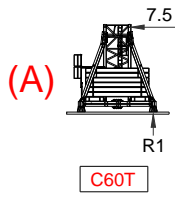
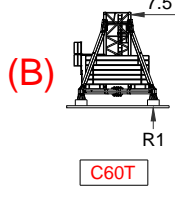
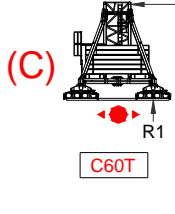
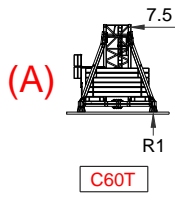
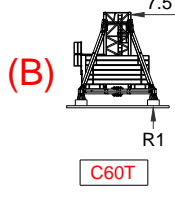
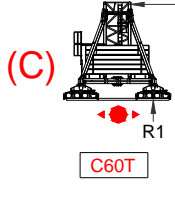
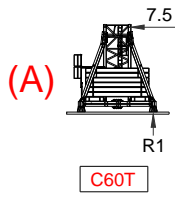
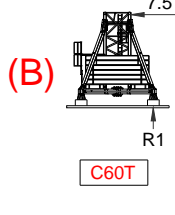
FEM 1005-C25-C50-D50 / EN 14439 - Mástil / Masts / Maste / Mat / Torre / Torre /  
Комплектация башни





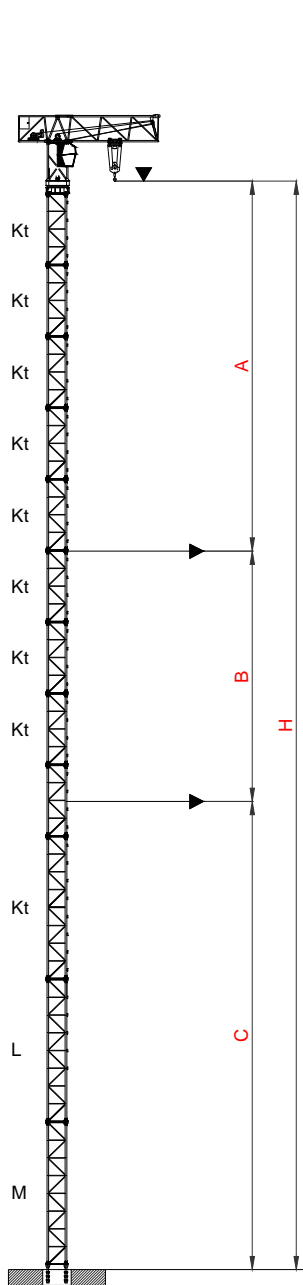
		M	O	P	T	U
C25	H (ft)	156.2	175.5	194.9	234.7	293.6
C50	H (ft)	156.2	156.2	175.5	235.1	273.9
D50	H (ft)	136.8	136.8	156.2	195.7	234.9

**FEM 1005-C25-C50-D50 / EN 14439 – Bloque lastre de base – Base ballast block – Grundballastblöcke – Bloc de lest de base – Blocco di zavorra alla base**

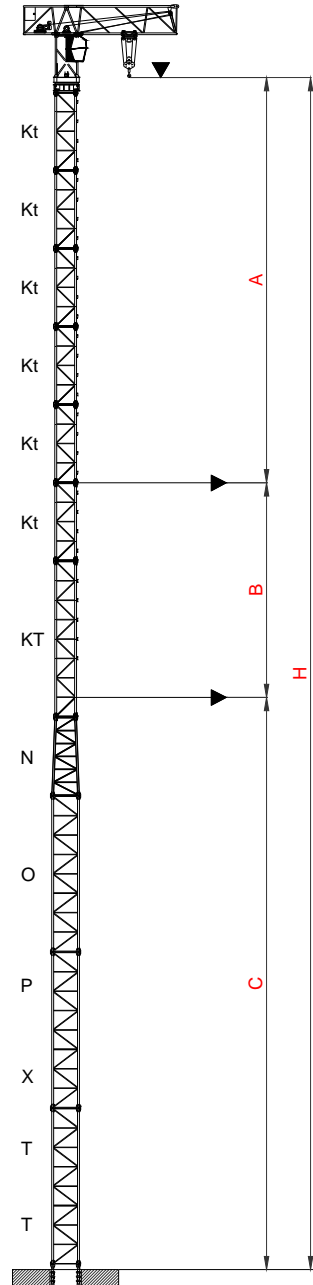
 <p>(F)</p> <p>C60HB</p>	<b>C25</b>	H (ft)	63.6	83	102.4	121.7	141.1	160.4
	R1 (lbs)	140,214	150,796	163,362	180,338	196,873	220,021	
	Z (lbs)	117,286	117,286	150,796	184,306	217,817	268,082	
 <p>(A)</p> <p>C60T</p>	<b>C50</b>	H (ft)	63.6	83	102.4	121.7	141.1	-
	R1 (lbs)	140,214	150,796	162,922	180,779	201,282	-	
	Z (lbs)	117,286	117,286	150,796	201,062	234,572	-	
 <p>(B)</p> <p>C60T</p>	<b>D50</b>	H (ft)	63.6	83	102.4	121.7	-	
	R1 (lbs)	140,214	153,883	172,401	197,755	-		
	Z (lbs)	117,286	150,796	201,061	268,082	-		
 <p>(C)</p> <p>C60T</p>	<b>C25</b>	H (ft)	102.1	121.4	140.7	160.1	179.5	198.8
	R1 (lbs)	167,551	180,118	199,959	221,785	281,971	347,669	
	Z (lbs)	132,277	165,347	209,439	253,532	308,647	374,786	
 <p>(A)</p> <p>C60T</p>	<b>C50</b>	H (ft)	82.7	102.1	121.4	140.7	160.1	179.5
	R1 (lbs)	156,528	167,772	185,629	205,471	252,209	313,056	
	Z (lbs)	110,231	143,300	187,393	231,485	286,601	330,693	
 <p>(B)</p> <p>C60T</p>	<b>D50</b>	H (ft)	63.3	82.7	102.1	121.4	140.7	
	R1 (lbs)	147,048	159,835	177,913	205,471	266,318		
	Z (lbs)	99,208	143,300	187,393	253,532	308,647		
 <p>(C)</p> <p>C60T</p>	<b>C25</b>	H (ft)	103.7	123.1	142.4	161.7	171.2	200.4
	R1 (lbs)	168,654	181,220	201,061	222,887	283,073	348,771	
	Z (lbs)	133,380	166,449	210,541	254,634	309,749	375,888	
 <p>(A)</p> <p>C60T</p>	<b>C50</b>	H (ft)	84.3	103.7	123.1	141.7	161.7	181.1
	R1 (lbs)	157,630	168,874	186,731	206,573	253,311	314,159	
	Z (lbs)	111,333	144,403	188,495	232,588	287,703	331,796	
 <p>(B)</p> <p>C60T</p>	<b>D50</b>	H (ft)	64.9	84.3	103.7	123.1	142.4	
	R1 (lbs)	148,151	160,937	179,015	206,573	267,421		
	Z (lbs)	100,310	144,403	188,495	254,634	309,749		
 <p>(C)</p> <p>C60T</p>	<b>C25</b>	H (ft)	104	123.3	142.7	162.1	181.4	200.8
	R1 (lbs)	168,874	181,440	201,282	223,108	283,294	348,992	
	Z (lbs)	133,600	166,669	210,762	254,854	309,970	376,109	
 <p>(A)</p> <p>C60T</p>	<b>C50</b>	H (ft)	84.6	104	123.3	142.7	162.1	181.4
	R1 (lbs)	157,851	169,094	186,952	206,794	253,532	314,379	
	Z (lbs)	111,554	144,623	188,716	232,808	287,924	332,016	
 <p>(B)</p> <p>C60T</p>	<b>D50</b>	H (ft)	65.3	84.6	104	123.3	142.7	
	R1 (lbs)	148,371	161,158	179,236	206,794	267,641		
	Z (lbs)	100,531	144,623	188,716	254,854	309,970		

Proceso de trepado - Climbing - Kletterkrane - Telescopable - Sopralzo idraulico -  
 Процесс наращивания крана

EXTERNAL CLIMBING



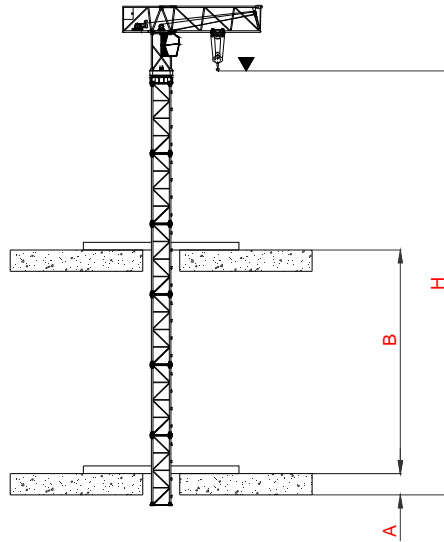
PAGE 4 *1	MONOBLOCK K/19.3 ft
A max.	100.4 ft
B max.	58.1 ft
C max.	112.2 ft
Hi max.	156.2 ft
H max. C+B+A	270.6 ft
H max. C+B+B+A	328.7 ft / ⓘ




PAGE 4 *2	MONOBLOCK K/19.3 ft
A max.	100.4 ft
B max.	58.1 ft
C max.	169.9 ft
Hi max.	218.5 ft
H max. C+B+A	328.4 ft
H max. C+B+B+A	386.5 ft / ⓘ

ⓘ Consult us

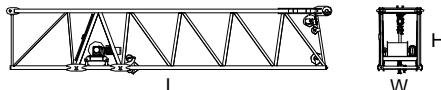
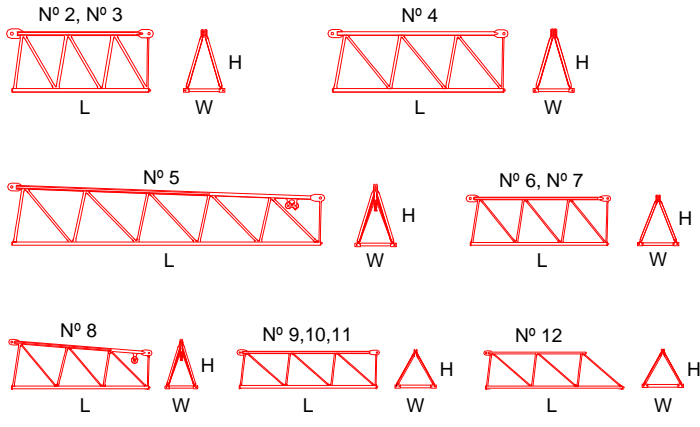
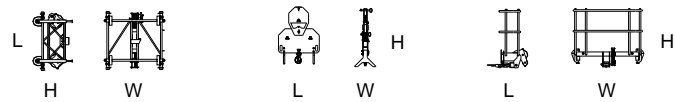
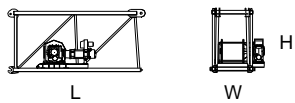
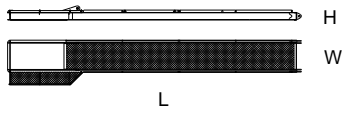
BOTTOM CLIMBING CRANE

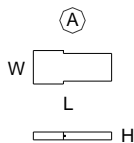
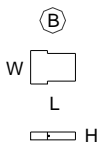
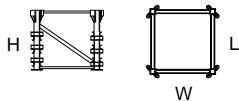
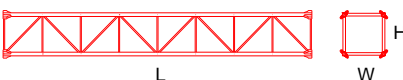



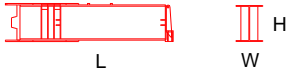
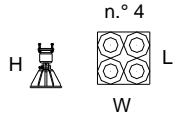
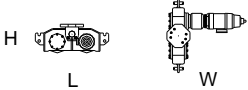

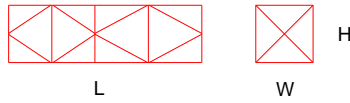
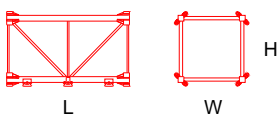
 Consult us

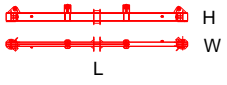
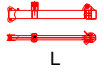

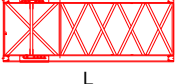

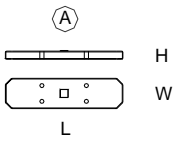
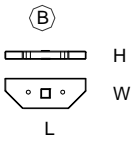
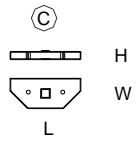
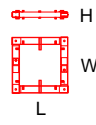
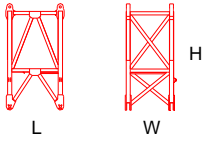

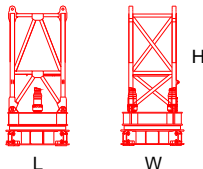


## Dimensiones y transporte - dimensions and transport - Abmessungen und Transport - dimensions et des transports - dimensioni e trasporti - Размеры и транспорта

	L(ft)	W(ft)	H(ft)	Weight(lbs)	
<p><b>Jib heel section</b></p> 	38.7	5.3	7.7	12,566	
<p><b>Intermediate jib section</b></p> <p>Nº 2, Nº 3</p> 	2 3 4 5 6 7 8 9 10 11 12	17.5 17.5 21.5 17.4 17.4 17.2 17.2 17.1 17 16.9 16.7	4.9 4.9 4.9 4.9 4.9 4.9 4.9 4.9 4.9 4.9 4.9	7.5 7.5 7.5 7.5 6.1 6.1 6.1 4.6 4.6 4.6 4.6	3,627 3,141 3,329 4,409 1,697 1,488 1,367 0,937 0,871 0,672 0,562
<p><b>Hook, Trolley and jib head</b></p> 		8 4.1 3.1	5.4 2.1 5.6	5.2 5.7 4.6	0,860 1,653 0,441
<p><b>Counter-jib 1</b></p> 	16.4	6.2	7.6	5,732	
<p><b>Counter-jib 2</b></p> 	39.2	5.9	1.9	5,677	

		L(ft)	W(ft)	H(ft)	Weight(lbs)
<b>Counterweight blocks</b>					
	(A)				
		11.5	4.1	0.9	6,063
	(B)				
		6	4.1	0.9	3,307
<b>Foundation anchor</b>					
	S60/8	6.1	6.1	5.2	2,108
	S60/R16	6.1	6.1	5.2	2,443
	S70/8	7.4	7.4	5.2	2,473
	S70R/16	7.4	7.4	5.2	2,809
	S75R16/20	1.1	1.1	5.2	2,645
	S75R16/22	1.6	1.6	6.6	6,261
	S75R16/26	1.6	1.6	7.9	6,967
	S75R24/26	1.6	1.6	7.9	7,496
	Dima	7.6	7.7	2.6	3,638
<b>Base support block</b>					
		12.3	1.6	3.9	11,905
<b>Cabin and platform</b>					
		9.8	3.8	7.7	1,230
<b>Tower section</b>					
	K	38.7	6.1	6.1	10,141
	K	19.3	6.1	6.1	5,450
	K	9.8	6.1	6.1	3,141
	L	38.7	6.1	6.1	12,169
	M	38.7	6.1	6.1	12,500
	O	38.7	7.4	7.4	11,120
	O	19.3	7.4	7.4	5,820
	O	9.8	7.4	7.4	3,406
	P	38.7	7.4	7.4	12,566
	N	19.3			7,716
	X	19.7	7.4	7.5	8,818
	T	19.7	7.4	7.5	9,480
	U	19.7	7.6	7.7	13,029
	Z	19.7	8.6	7.7	13,184
(N)	1,85	1,85	2,27	2,27	

	L(ft)	W(ft)	H(ft)	Weight(lbs)
<p>Main base beam C60HB</p> 	28.4	2.5	3.1	9,480
<p>Half base beam C60HB</p> 	14	2.2	3.2	4,464
<p>Levellers</p> 	3.9	3.9	2.9	0,551
<p>Travelling bogies</p> 	3.8	4.1	1.5	1,113
<p>Travelling bogies</p> 	3.8	0.8	1.5	0,992
<p>Climbing cage type O 2.95</p>				
<p>Full</p> 	24.1	9	9	15,432
<p>Steel frame</p>				11,905
<p>Hydraulic and accessories</p>				3,527
<p>Tower section Otr</p> 	9.7	7.4	7.4	3,505
	38.7	7.4	7.4	11,248

		L(ft)	W(ft)	H(ft)	Weight(lbs)
<b>Crossbase C60T</b>					
	H W L	29.5	2.4	2.7	5,741
	H W L	(x2) 14.4	2.2	2.7	2,050
	H W L	(x4) 17.6	0.9	0.9	1,234
	H W L	19.7	7.4	7.5	13,007
	H W L	(x4) 2.1	2.1	1.5	0,694
<b>Base ballast block C60T</b>					
	H W L	19.1	4.9	1.4	17,637
	H W L	13.1	4.9	1.4	10,803
	H W L	11.5	4.9	1.4	9,259
<b>Tie-frame</b>					
	H W L	7.6	7.6	0.8	2,094
<b>Complete slewing unit</b>					
	H W L	7.3	5.4	10.7	4,299
	H W L	K 6.6	6.6	6	11,023
		O 7.6	7.6	6	13,448
	H W L	K 6.6	6.6	14.5	15,322
		O 7.6	7.6	14.5	17,747



40' HC x 8 - HUH 118.1 ft



x 8 - HUH 118.1 ft