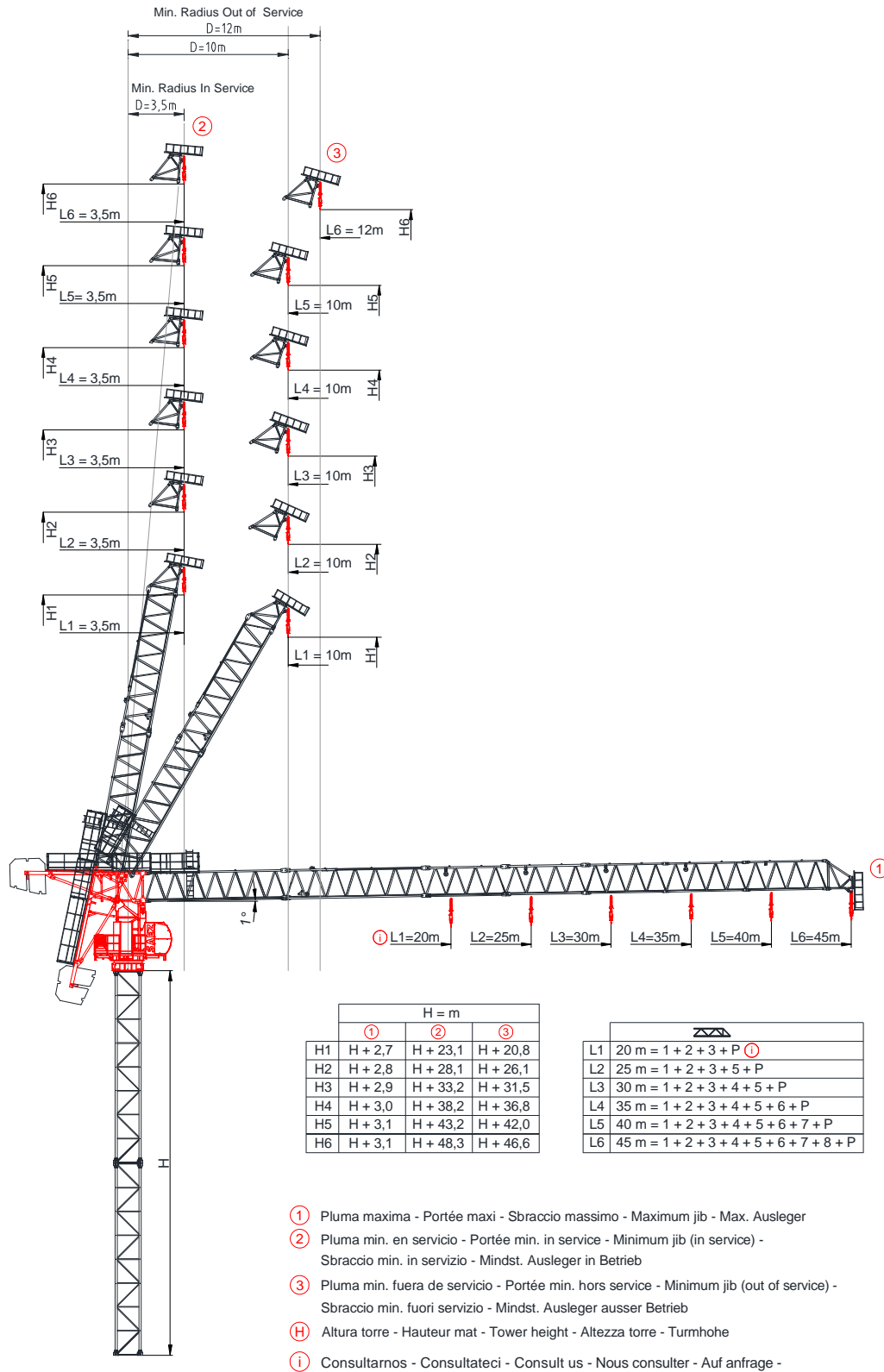







① Consultarnos - Consultateci - Consult us - Nous consulter - Auf anfrage


Curvas de cargas - Load diagrams - Lastkurven - Courbes de charges - Curve di carico -
График грузоподъёмности








Curvas de cargas - Load diagrams - Lastkurven - Courbes de charges - Curve di carico -
График грузоподъёмности





45 m 


10	15	20	25	27,4	30	35	40	45	m	
3000	3000	3000	3000	3000	2820	2390	2060	1800	Kg	
10	15	15,2	20	25	30	35	40	45	m	
6000	6000	6000	4525	3550	2900	2420	2070	1800	Kg	





40 m 


10	15	20	25	30	34,8	35	40	m	
3000	3000	3000	3000	3000	3000	2990	2600	Kg	
10	15	18,4	20	25	30	35	40	m	
6000	6000	6000	5590	4390	3600	3030	2600	Kg	





35 m 


5	10	15	20	25	30	35	m	
3000	3000	3000	3000	3000	3000	3000	Kg	
10	15	20	20,8	25	30	35	m	
6000	6000	6000	6000	5060	4150	3500	Kg	





30 m 

5	10	15	20	25	30	m	
3000	3000	3000	3000	3000	3000	Kg	
10	15	20	22,2	25	30	m	
6000	6000	6000	6000	5380	4400	Kg	






25 m 






5	10	15	20	25	m	
3000	3000	3000	3000	3000	Kg	
10	15	20	23,3	25	m	
6000	6000	6000	6000	5600	Kg	






20 m 



5	10	15	20	m	
3000	3000	3000	3000	Kg	
5	10	15	20	m	
6000	6000	6000	6000	Kg	

Mecanismos - Mechanisms - Antriebe - Mécanismes - Meccanismi






											
33 Hp (24Kw) INV		LEBUS 550m  H. 270m Ø12,5					LEBUS 550m  H. 135m Ø12,5				
	m/min	0 → 7	0 → 34	0 → 50	0 → 62	0 → 88	0 → 3,5	0 → 17	0 → 25	0 → 31	0 → 44
	Kg	3000	3000	2000	1500	900	6000	6000	4000	3000	1800
	Kw	24	24	24	24	24	24	24	24	24	24

											
* 50 Hp (37Kw) INV		LEBUS 715m  H. 350m Ø12,5					LEBUS 715m  H. 175m Ø12,5				
	m/min	0 → 10	0 → 57	0 → 80	0 → 100	0 → 120	0 → 5	0 → 23,5	0 → 40	0 → 50	0 → 60
	Kg	3000	3000	2000	1500	1000	6000	6000	4000	3000	2000
	Kw	37	37	37	37	37	37	37	37	37	37

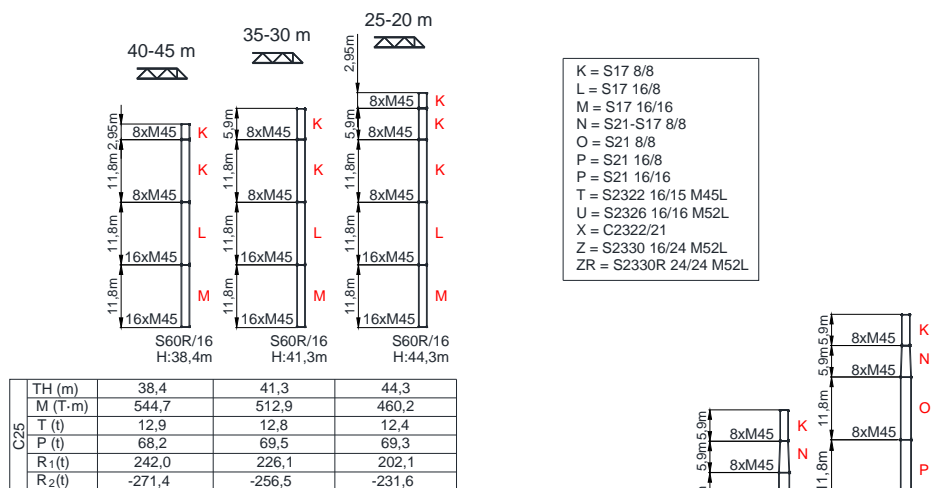
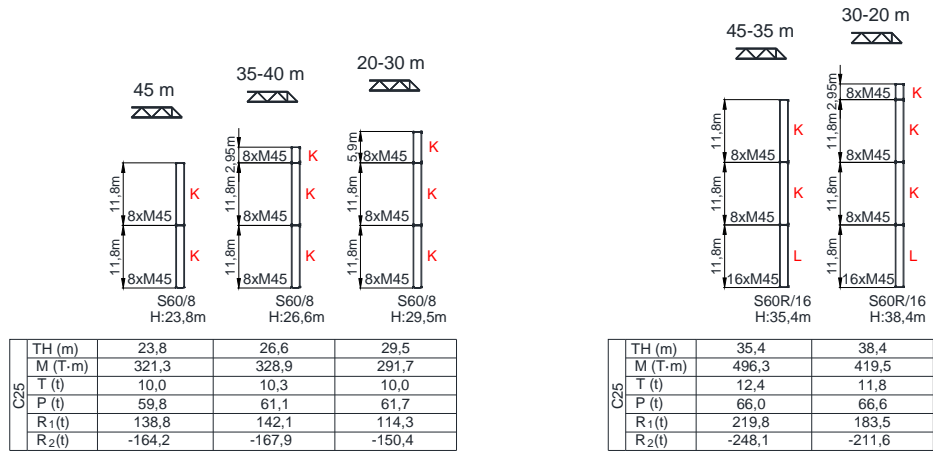
		 - 	
		2 min. de 1° a 85° 2 minutes from 1° to 85°	
	Kw	22	
	r.p.m	0 → 0,75	
	Nm	1 x 85	
	m/min	12 → 24	
	Kw	4 x 3	

		400 V 50 Hz 60 Hz	100 m 4 x 35 mm
2000/14/CEE 2005/88/CEE	2006/95 /CEE		

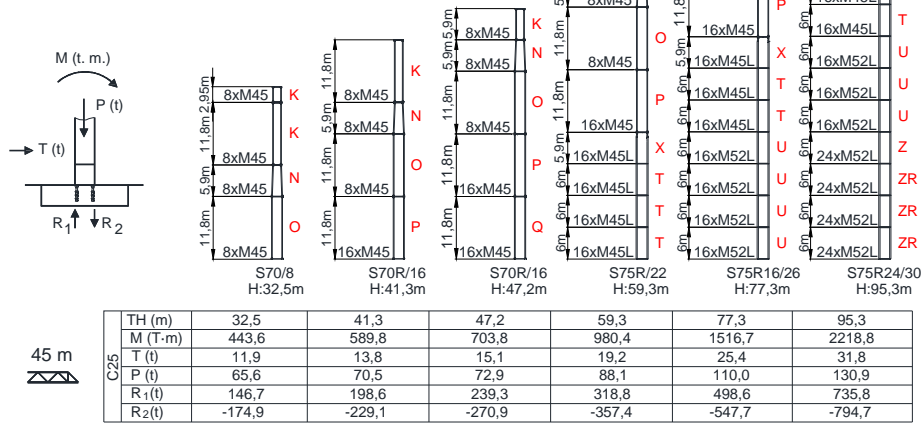
	24 Kw	53,5 Kw	100 kVA
	37 Kw	66,5 Kw	125 kVA

- * Opcional / Optional / Opzionale
-  Elevación / Hoisting / Heben / Levage / Sollevamento
-  Elevación de pluma / Luffing / Ausleger-Einziehen / Relevage / Brandeggio
-  Orientación / Slewing / Schwenken / Orientation / Rotazione
-  Traslación / Travelling / Schienenfahren / Translation / Traslazione
-  Cable / Rope / Seil / Câble / Fune

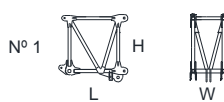
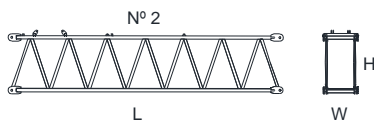
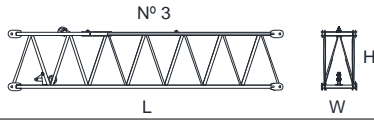
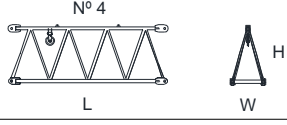
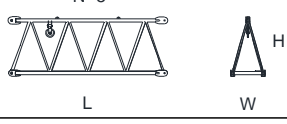
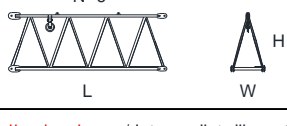
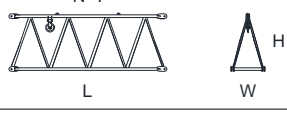
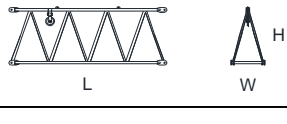
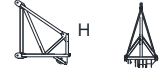
FEM 1005 – C25/ EN 14439 - Mástil / Masts / Maste / Mat / Torre / Torre / Комплектация башни

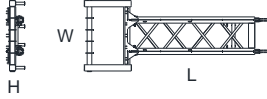

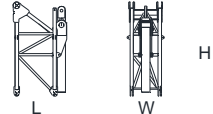

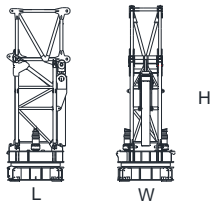
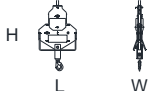

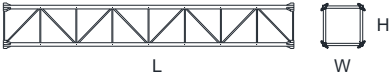



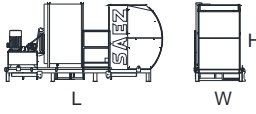
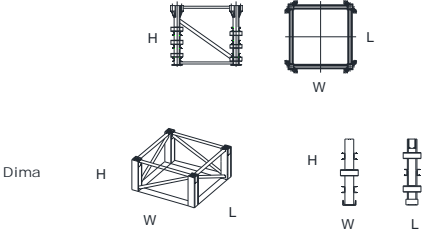
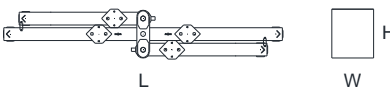
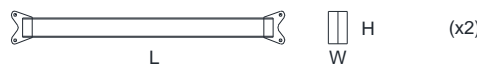

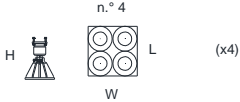
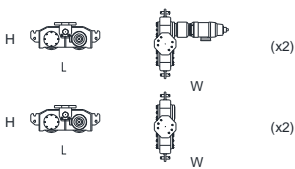
- K = S17 8/8
- L = S17 16/8
- M = S17 16/16
- N = S21-S17 8/8
- O = S21 8/8
- P = S21 16/8
- Q = S21 16/16
- T = S2322 16/15 M45L
- U = S2326 16/16 M52L
- X = C2322/21
- Z = S2330 16/24 M52L
- ZR = S2330R 24/24 M52L




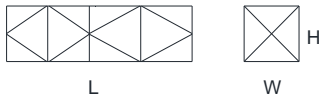
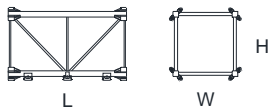
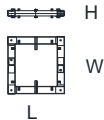


Dimensiones y transporte - dimensions and transport - Abmessungen und Transport - dimensions et des transporte - dimensioni e trasporti - Размеры и транспорта

	L(m)	W(m)	H(m)	Peso(Kg)
<p>Pluma tramo primero / Jib heel section / Ausleger-Anlenkstück / Pied de fleche / Settore articolato di braccio</p> <p>Nº 1</p> 	2,25	1,2	2,21	1980
<p>Elemento intermedio de pluma / Intermediate jib section / Ausleger-Zwischenstück / Élément interm. de fleche / Spezzone di braccio</p> <p>Nº 2</p> 	8,98	1,2	2,06	2600
<p>Elemento intermedio de pluma / Intermediate jib section / Ausleger-Zwischenstück / Élément interm. de fleche / Spezzone di braccio</p> <p>Nº 3</p> 	8,97	1,2	2,00	2100
<p>Elemento intermedio de pluma / Intermediate jib section / Ausleger-Zwischenstück / Élément interm. de fleche / Spezzone di braccio</p> <p>Nº 4</p> 	5,21	1,1	1,92	890
<p>Elemento intermedio de pluma / Intermediate jib section / Ausleger-Zwischenstück / Élément interm. de fleche / Spezzone di braccio</p> <p>Nº 5</p> 	5,21	1,1	1,92	885
<p>Elemento intermedio de pluma / Intermediate jib section / Ausleger-Zwischenstück / Élément interm. de fleche / Spezzone di braccio</p> <p>Nº 6</p> 	5,18	1,1	1,91	520
<p>Elemento intermedio de pluma / Intermediate jib section / Ausleger-Zwischenstück / Élément interm. de fleche / Spezzone di braccio</p> <p>Nº 7</p> 	5,16	1,1	1,85	520
<p>Elemento intermedio de pluma / Intermediate jib section / Ausleger-Zwischenstück / Élément interm. de fleche / Spezzone di braccio</p> <p>Nº 8</p> 	5,16	1,1	1,85	520
<p>Elemento final de pluma / Intermediate jib section / Ausleger-Zwischenstück / Élément interm. de fleche / Spezzone di braccio</p> 	1,81	1,1	2,08	510

	L(m)	W(m)	H(m)	Peso(Kg)	
Contrapluma / Counter-jib / Gegenausleger / Contre-fleche / Controbraccio 	5,86	2,28	0,6	3500	
Unidad de rotacion / Complete slewing unit / Drehbühne / Orientation / Rotazione Nº 1    	2,25 1,92 2,04 2,30	1,2 1,32 2,10 2,10	2,21 3,33 1,84 6200	1980 3110 4600 9690	
Gancho / Hook / Lasthaken / Crochet / Gancio 	0,8	0,30	1,56	350	
Bloque de contrapeso / Counterweight blocks / Gegengewichtsblöcke / Bloc de contrepoids / Blocco di contrappeso 	2,2	0,35	2,2	3500	
Elemento de torre / Tower section / Turmstück / Élément de mât / Elemento di torre  					
	K	11,8	1,85	1,85	4600
	K	5,9	1,85	1,85	2472
	K	3	1,85	1,85	1425
	L	11,8	1,85	1,85	5520
	M	11,8	1,85	1,85	5670
	N	5,9	2,27	2,27	3500
	O	11,8	2,27	2,27	5044
	O	5,9	2,27	2,27	2640
	O	3	2,27	2,27	1545
	P	11,8	2,27	2,27	5700
	Q	11,8	2,27	2,27	5900
	X	6	2,27	2,29	4000
	T	6	2,27	2,29	4300
	U	6	2,31	2,34	5910
	Z	6	2,61	2,34	5980
	ZR	6	2,31	2,34	8022

	L(m)	W(m)	H(m)	Peso(Kg)	
Cabina y soporte / Cabin and platform / Kabine und wartungs / Cabine et support / Cabina e supporto 	5,2	1,75	2,40	2400	
Elemento de empotre / Foundation anchor / Fundamentanker / Pieds de scellement / El annegare 	S60/8 S60/R16 S70/8 S70R/16 S75R16/20 S75R16/22 S75R16/26 S75R24/30 Dima	1,85 1,85 2,27 2,27 0,35 0,5 0,5 0,5	1,85 1,85 2,27 2,27 0,35 0,5 0,5 0,5 2,34	1,6 1,6 1,6 1,6 1,6 2,0 2,4 2,4 0,8	956 1108 1122 1274 1200 2840 3160 3600 1650
Base Cruciforme 4,5HM / Crossbase 4,5HM / Fundamentkreuz 4,5 HM / Châsis 4,5HM / Carro base 4,5HM 	6,7	1,1	1,2	5750	
Vigas auxil. de base / Half base beams / Halbträger für fundamentkreuz / Semipoutre de châsis de base / Travi di congiunzi di congiunzione 	4,4	0,3	0,55	220	
Bloque lastre de base / Base ballast block / Grundballastblöcke / Bloc de lest de base / Blocco di zavorra alla base 	4,4	0,3	1,2	3800	
Niveladores / Levellers / Spindel pyramide / Niveleurs / Piedi regolabile 	1,20	1,20	0,90	250	
Traslacion / Travelling bogies / Kranfahren / Traslation / Traslazione 	1,15	1,25	0,45	505	
	1,15	0,25	0,45	450	

	L(m)	W(m)	H(m)	Peso(Kg)	
<p>Bloque apoyo de base / Base support block / Grundballastblöcke / Bloc de appui de base / Blocco di appoggio alla base</p> 	3,75	0,5	1,2	5400	
<p>Viga principal base C60HB / Main base beam C60HB / Hauptträger für fundamentkreuz C60HB / Poutre de châssis de base C60HB / Trave principale della base C60HB</p> 	8,65	0,78	0,92	4300	
<p>Semiviga secundaria base C60HB / Half base beam C60HB / Halbträger für fundamentkreuz C60HB / Semipoutre de châssis de base C60HB / Semitrave secondaria della base C60HB</p> 	4,27	0,68	0,97	2025	
<p>Jaula de telescopaje tipo K / Climbing cage type K / Hydraulikbühne K / Cage de telescopage type K / Gabbia di montaggio K</p>					
<p>Completa / Full / Vollständige/Complete/completa</p> 	K-2.95	7,35	2,1	2,1	6400
	K-5.9	11.2	2,1	2,1	8000
<p>Estructura / Steel frame / Struktur/ Construction / Struttura</p>	K-2.95				4890
	K-5.9				6490
<p>Hidraulico y accesorios / Hydraulic and accessories / Hydraulik-und Zubehör / hydraulique et accessoires / idrauliche ed accessori</p>	K-2.95				1510
	K-5.9				1510
<p>Tramo trepador Kt / Tower element / Turmstück/ Elément de mât / Elemento di torre monolitico</p> 	2,95	1,85	1,85	1475	
	5,9	1,85	1,85	2572	
	11,8	1,85	1,85	4750	
<p>Marco de trepado externo / Tie-frame/ Cadre d'encrage externe / Soplazo con ancoraggio esterno</p> 	2,31	2,31	0,26	950	



40" HC x 6 - HBG 36 m



x 6 - HBG 36 m