



Curvas de cargas - Load diagrams - Lastkurven - Courbes de charges - Curve di carico - График грузоподъёмности

55 m




24	25	26	28	30	30,01	33	35	37	39	40	43	45	48	50	52	55	m
3000	3000	3000	3000	3000	3000	2663	2472	2302	2151	2081	1892	1781	1632	1543	1461	1350	Kg
15	16	18	21	24	29,2	30	33	35	38	40	43	45	48	50	52	55	m
3000	3000	3000	3000	3000	3000	2888	2553	2363	2117	1975	1788	1677	1530	1441	1360	1250	Kg
15	16,7	18	21	24	27	30	33	35	38	40	43	45	48	50	52	55	m
6000	6000	5475	4524	3831	3303	2888	2553	2363	2117	1975	1788	1677	1530	1441	1360	1250	Kg
15	17,7	18	21	24	27	30	33	35	38	40	43	45	48	50	52	55	m
6000	6000	5886	4871	4131	3567	3124	2766	2563	2301	2149	1949	1831	1674	1579	1493	1375	Kg

50 m




24	25	26	28	30	33	34,2	35	37	39	40	43	45	48	50	m
3000	3000	3000	3000	3000	3000	3000	2918	2723	2549	2468	2251	2123	1952	1850	Kg
15	18	21	24	27	32	33,2	35	38	40	43	45	48	50	m	
3000	3000	3000	3000	3000	3000	3000	2811	2528	2364	2149	2022	1852	1750	Kg	
15	18,9	21	24	27	30	33	35	38	40	43	45	48	50	m	
6000	6000	5300	4502	3894	3416	3029	2811	2528	2364	2149	2022	1852	1750	Kg	
15	18	20,2	21	24	27	30	33	35	38	40	43	45	48	m	
6000	6000	6000	5740	4882	4229	3715	3300	3065	2761	2585	2353	2217	2034	Kg	

45 m












24	25	26	28	30	33	36,4	37	38	39	40	43	45	m
3000	3000	3000	3000	3000	3000	3000	2939	2844	2754	2668	2436	2300	Kg
15	18	20	21	24	27	34	35,4	35	37	40	43	45	m
3000	3000	3000	3000	3000	3000	3000	3043	2836	2566	2336	2200	Kg	
15	18	20,1	21	24	27	30	33	35	37	40	43	45	m
6000	6000	6000	5701	4849	4200	3689	3276	3043	2836	2566	2336	2200	Kg
15	16	20	21,5	24	27	30	33	35	38	40	43	45	m
6000	6000	6000	6000	5277	4577	4026	3581	3329	3004	2815	2566	2420	Kg

40 m












24	25	26	28	30	34	35,6	37	38	39	40	m
3000	3000	3000	3000	3000	3000	3000	2865	2772	2684	2600	Kg
15	18	20	22	24	27	30	34,7	36	38	40	m
3000	3000	3000	3000	3000	3000	3000	3000	2862	2671	2500	Kg
15	19,7	20	22	24	27	30	33	36	38	40	m
6000	6000	5909	5264	4735	4099	3599	3195	2862	2671	2500	Kg
15	16	21,2	22	24	27	30	33	35	38	40	m
6000	6000	6000	5737	5165	4478	3938	3501	3254	2935	2750	Kg

35 m 


24	25	26	28	30	35	m			
3000	3000	3000	3000	3000	3000	Kg			
15	19	20	21	24	27	33,6	35	m	
3000	3000	3000	3000	3000	3000	3000	2850	Kg	
15	18	19,1	21	24	27	30	35	m	
6000	6000	6000	5367	4560	3945	3462	2850	Kg	
15	16	20,6	21	24	27	30	35	m	
6000	6000	6000	5861	4987	4321	3797	3135	Kg	









SL

30 m 


15	30	m				
3000	3000	Kg				
15	30	m				
3000	3000	Kg				
10	15	19,1	25	30	m	
6000	6000	6000	4323	3450	Kg	
15	16	20,6	21	30	m	
6000	6000	6000	5857	3795	Kg	









SL

25 m 

15	25	m				
3000	3000	Kg				
15	25	m				
3000	3000	Kg				
10	15	19	20	25	m	
6000	6000	6000	5648	4300	Kg	
15	16	20,5	21	25	m	
6000	6000	6000	5842	4730	Kg	

SL


20 m 


15	20	m				
3000	3000	Kg				
15	20	m				
3000	3000	Kg				
10	15	17	18,9	20	m	
6000	6000	6000	6000	5600	Kg	
15	16	18	21	20	m	
6000	6000	6000	6000	6000	Kg	

SL

(i) Consultarnos - Consultateci - Consult us - Nous consulter - Auf anfrage - советоватьсь





Bloque de contrapeso - Counterweight blocks - Gegengewichtsblöcke - Bloc de contrepoid - Blocco di contrappeso - Плиты противовеса






	55 m			50 m			45 m			40 m		
	A	B	C	A	B	C	A	B	C	A	B	C
	5	1	-	5	1	-	5	-	-	4	1	-
	15250 Kg			15250 Kg			13750 Kg			12500 Kg		

	35 m			30 m			25 m			20 m		
	A	B	C	A	B	C	A	B	C	A	B	C
	4	-	-	3	1	-	3	-	-	3	-	-
	11000 Kg			9750 Kg			8250 Kg			8250 Kg		



Mecanismos - Mechanisms - Antriebe - Mécanismes - Meccanismi - Приводы

33Hp (24 Kw) INV
400V / 50HZ
HBG D-Max 190m S/R Ø10mm


		m/min								
			0- 8	0- 35	0- 56	0- 100	0- 4	0- 17,5	0- 28	0- 50
			Kg	3000	3000	2200	1000	6000	6000	4400
	Kw	24	24	24	24	24	24	24	24	


	m/min						
		11 / 37 / 75			11 / 37 / 75		
	Kw	3			3		
	r.p.m	0,3	0,6	0,9	0,3	0,6	0,9
	Kw	2 x 5,5			2 x 5,5		
	m/min	20			20		
	Kw	2 x 2,2			2 x 2,2		


33Hp (24Kw) - INV


		400V 50Hz	I _{max} = 72A	Fuse= 80A	TOTAL POWER 42 KVA	GENERATOR 75 KVA	100m	150m	200m
		2000/14/CEE 2005/88/CEE	2006/95 /CEE	* 480V 60Hz			I _{max} = 60A	Fuse = 70A	4x25mm ²


* Opcional / Optional / Opzionale

 Elevación / Hoisting / Heben / Levage / Sollevamento

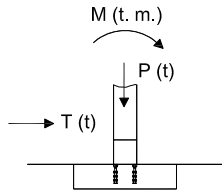
 Distribución / Trolleying / Katzfahren / Distribution / Distribuzione

 Orientación / Slewing / Schwenken / Orientation / Rotazione

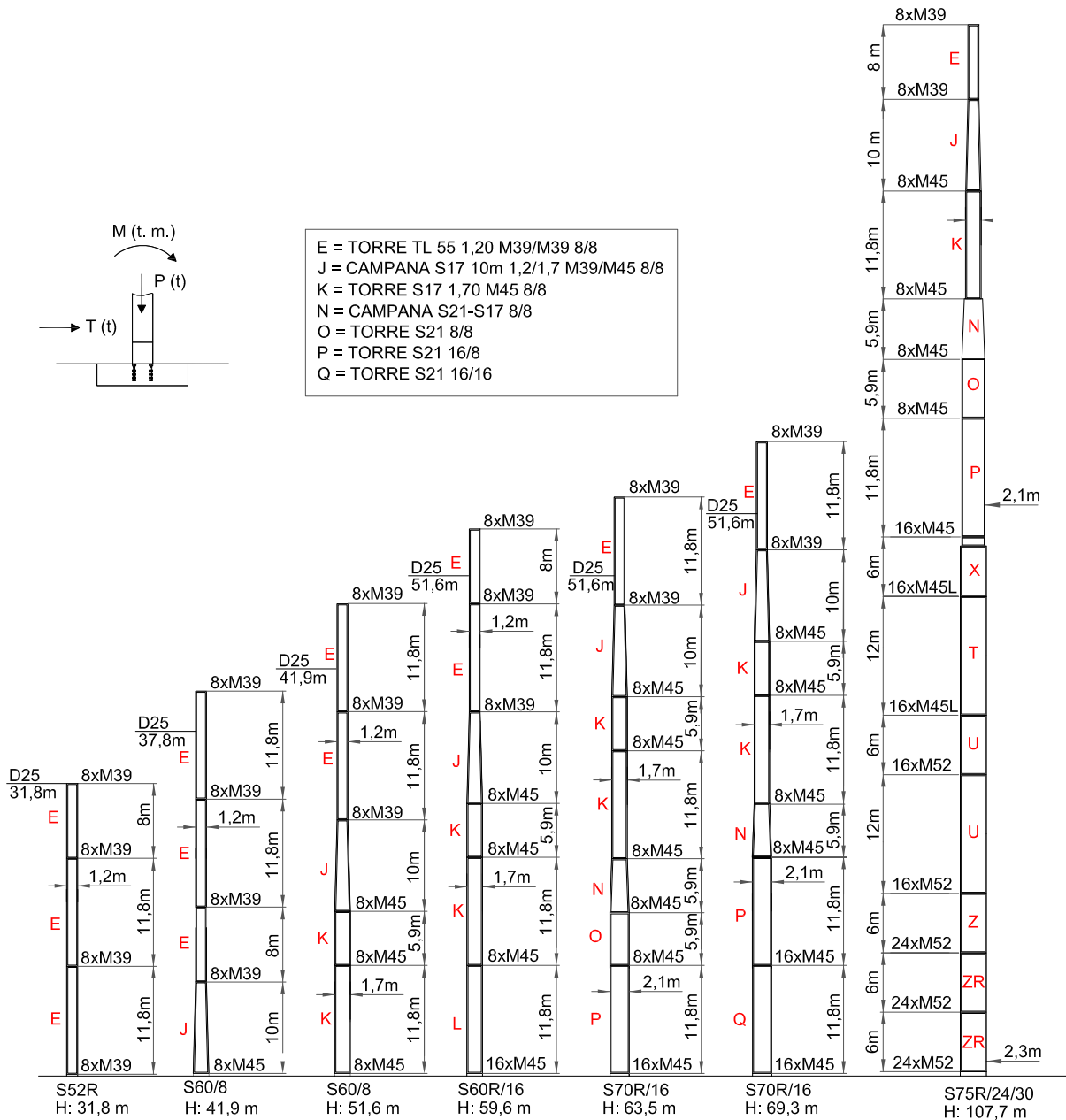
 Traslación / Travelling / Schienenfahren / Translation / Traslazione

 Cable / Rope / Seil / Câble / Fune

FEM 1005-C25-D25 / EN 14439 - Mástil / Reacciones - Masts / Reactions - Mast / Eckdrücke - Mat / Réactions - Torre / Réazioni - Реакции / Комплектация башни



E = TORRE TL 55 1,20 M39/M39 8/8
 J = CAMPANA S17 10m 1,2/1,7 M39/M45 8/8
 K = TORRE S17 1,70 M45 8/8
 N = CAMPANA S21-S17 8/8
 O = TORRE S21 8/8
 P = TORRE S21 16/8
 Q = TORRE S21 16/16



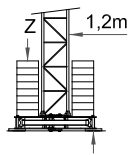
C25	H (m)	23,8	27,8	31,8	41,9	51,6	59,6	63,5	69,3
	M (T·m)	171,5	194,7	221,4	292,6	371,8	499	560	673,7
	T (t)	4,3	4,7	5,1	6,2	7,3	12,5	13,6	14,7
	P (t)	41,1	42,8	44,4	49,2	53,8	53,2	56,3	58,5

D25	H (m)	31,8	37,8	41,9	51,9	56,1	59,6
	M (T·m)	22,4	270,5	324	477,9	610,7	671,7
	T (t)	5,1	10,9	11,8	14	16,1	16,8
	P (t)	44,4	43,4	45	49,2	53,9	54,9

(i) Consultarnos - Consultateci - Consult us - Nous consulter - Auf anfrage - Другие высоты подъема и наращивание крана по запросу

FEM 1005-C25-D25 / EN 14439 - Bloque lastre de base - Base ballast block - Grundballastblöcke - Bloc de lest de base - Blocco di zavorra alla base - Балласты опорной рамы

(A/B)



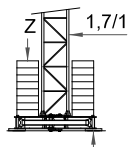
C25	H (m)	20,5 m	24,5 m	28,5 m	32,5 m
	R1 (t)	44,2 t	47,9 t	53,2 t	60 t
	Z (t)	60 t	60 t	70 t	80 t

H(m)	E11,8	E 8
	32,5	2

D25	H (m)	32,5m
	R1 (t)	77,8 t
	Z (t)	90 t

C38

(A/B)



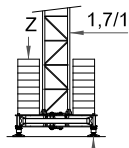
C25	H (m)	24,7 m	28,7 m	32,7 m	36,3 m	39,3 m	43,3 m
	R1 (t)	46,7 t	51,5 t	56,6 t	63,7 t	80,5 t	99,3 t
	Z (t)	60 t	60 t	70 t	80 t	100 t	110 t

H(m)	K5,9	K2,95	J 10	E11,8
	43,3	1	1	1

D25	H (m)	39,3m
	R1 (t)	106,6 t
	Z (t)	110 t

C38-900

(A/B)



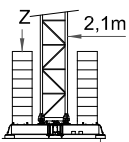
C25	H (m)	22,3 m	26,3 m	30,3 m	36,3 m	39,3 m	42,3 m	46,3 m
	R1 (t)	37,9 t	42,3t	44,4 t	50,5 t	62 t	77 t	93,8 t
	Z (t)	50 t	50 t	50 t	60 t	70 t	80 t	100 t

H(m)	K11,8	J 10	E11,8
	46,3	1	1

D25	H (m)	39,3m
	R1 (t)	87,3 t
	Z (t)	80 t

C45

(A/B)



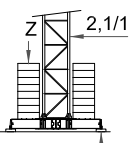
C25	H (m)	33,7 m	36,7 m	39,6 m	42,6 m	52,6 m	56,6 m	60,6m	64,6 m
	R1 (t)	50,6 t	57 t	67,5t	78,5 t	121,4 t	141 t	163,2 t	187,3 t
	Z (t)	60 t	60 t	70 t	80 t	120 t	130 t	150 t	210 t

H(m)	P	O11,8	O5,9	N	K11,8	K5,9	J 10	E11,8
	64,6	1	-	1	1	1	1	1
52,6	-	2	-	1	1	-	1	2

D25	H (m)	56,6m
	R1 (t)	176,4 t
	Z (t)	180 t

C45R-P

(A/B)



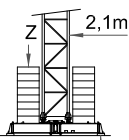
C25	H (m)	25 m	27,9 m	30,9 m	33,8 m	43,8 m	47,8 m	51,8 m	55,8 m
	R1 (t)	30,8 t	33,2 t	35,7 t	38,2 t	60,8 t	72,7 t	85,7 t	100,1 t
	Z (t)	40 t	40 t	40 t	40t	50t	60 t	70 t	100 t

H(m)	O11,8	O2,95	N	K11,8	J 10	E11,8
	55,8	1	1	1	1	1

D25	H (m)	51,8m
	R1 (t)	107,3 t
	Z (t)	100 t

C60

(A/B)



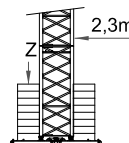
C25	H (m)	39,8 m	42,8 m	45,7 m	48,7 m	58,7 m	62,7 m	66,7 m	70,7 m
	R1 (t)	49,9 t	58,1 t	66,8t	76,1 t	111,2 t	127,3 t	144,8 t	164 t
	Z (t)	40 t	40 t	50t	60 t	90 t	110 t	130 t	170 t

H(m)	Q	P	N	K11,8	K5,9	J 10	E11,8
	70,7	1	1	1	1	1	1

D25	H (m)	62,7m
	R1 (t)	164,2 t
	Z (t)	160 t

C60R-P

(A/B)



C25	H (m)	46 m	48,9 m	51,9 m	54,9 m	64,9 m	68,9 m	72,9 m	76,9 m
	R1 (t)	70,3 t	79,5 t	89,3 t	99,7 t	138,2 t	155,6 t	174,5 t	194,8 t
	Z (t)	50 t	60 t	60 t	70 t	24 t	140 t	160 t	210 t

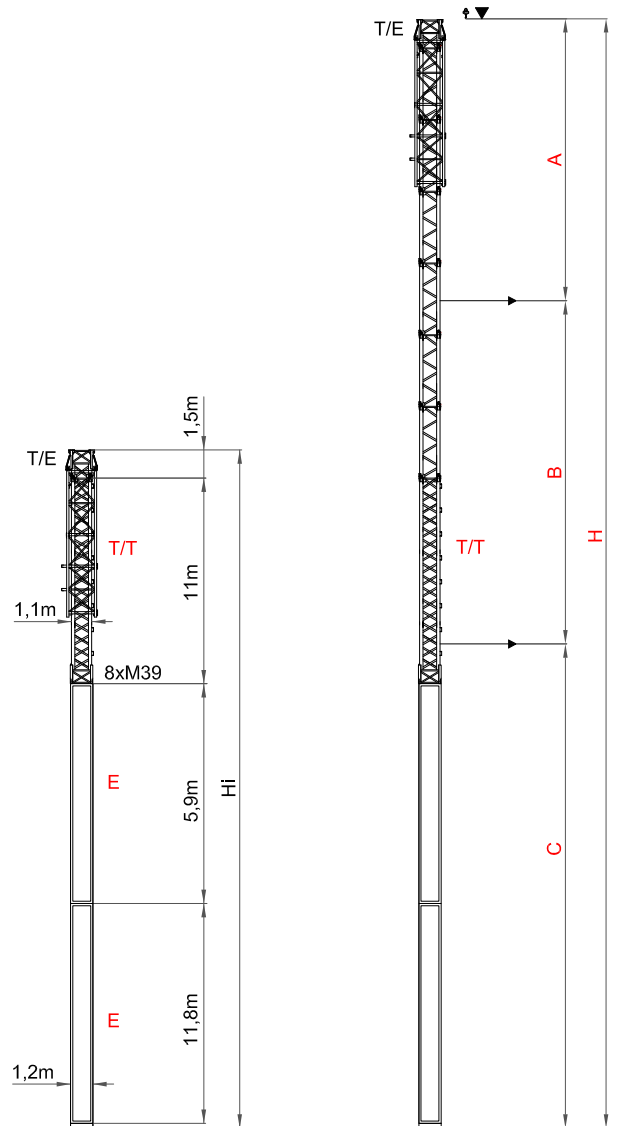
H(m)	T6	X	P	O5,9	N	K11,8	J 10	E11,8
	76,9	2	1	1	1	1	1	2

D25	H (m)	92,9m
	R1 (t)	220,8 t
	Z (t)	240 t

C60R-U

Proceso de trepado - Climbing - Kletterkrane - Telescopable - Sopralzo idraulico - Процесс наращивания крана

C25 TREPADO EXTERNO / EXTERNAL CLIMBING / GEANKERTER KRAN /
GRUE ANDRÉE / GRU ANCORATA

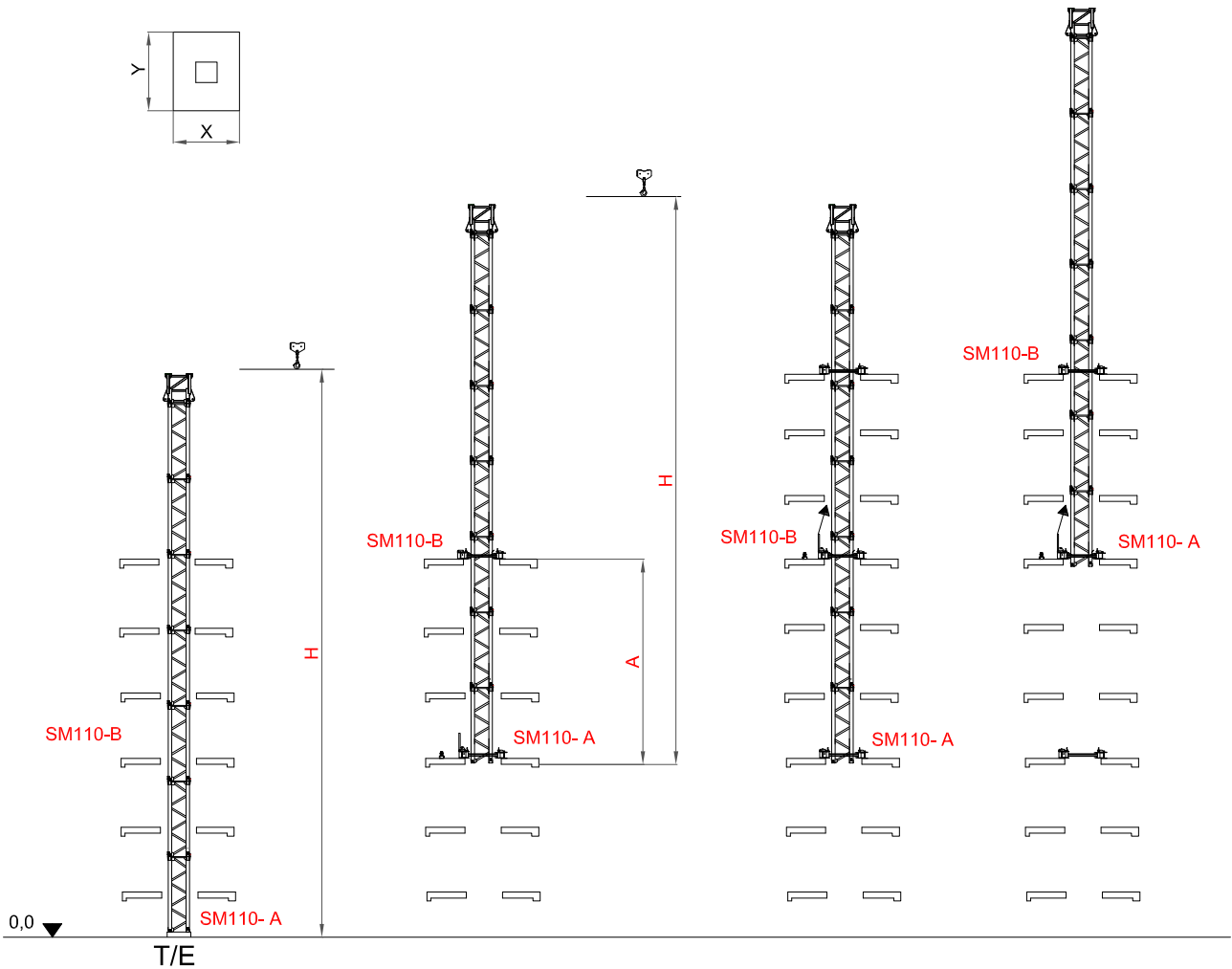
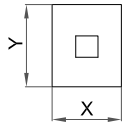


	MONOBLOCK SM110/3,85
A max.	28,5 m
B max.	19,25 m
C max.	21 m
Hi max.	30,55 m
H max.	68,7 m
C+B+A	68,7 m
H max.	88 m / (i)
C+B+B+A	88 m / (i)

(i) Consultarnos - Consultateci - Consult us - Nous consulter - Auf anfrage -
Другие высоты подъема и наращивание крана по запросу

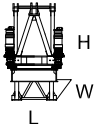
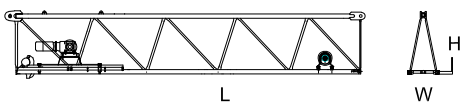
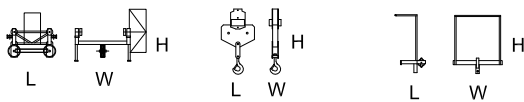
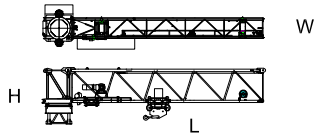

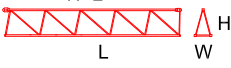

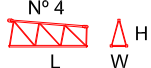

C25 - TREPADO INTERNO / BOTTOM CLIMBING CRANE / KLETTERKRANE IM GEBÄUDE / TÉLESCOPAGE SUR DALLES / GRU CLIMBING / ВНУТРЕННИЙ ПРОЦЕСС ТЕЛЕСКОПИРОВАНИЯ

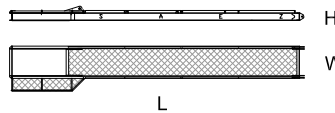
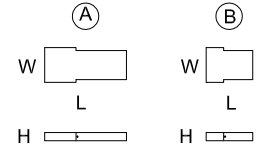
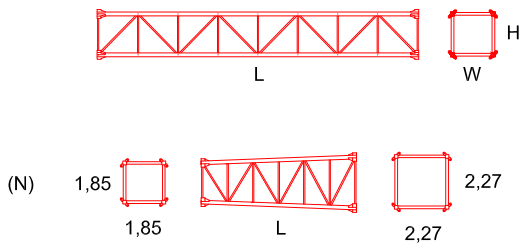
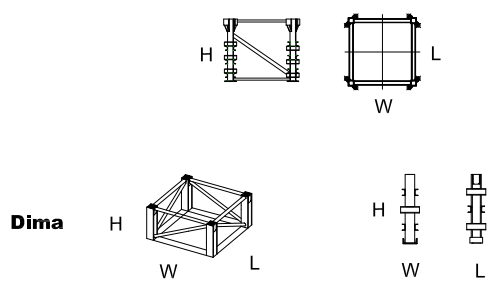
MONOBLOCK SM110/3,85	
A max.	8 - 11 m
H	28,1 m
X	1,8 m
Y	2,15 m

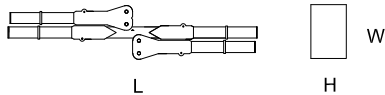
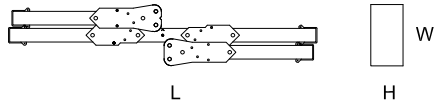
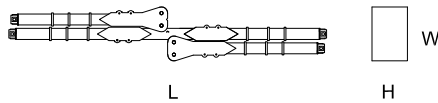
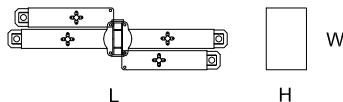
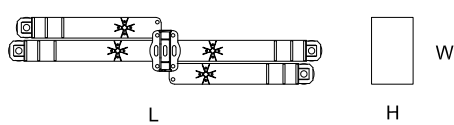
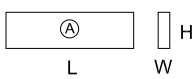
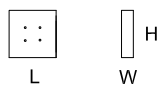


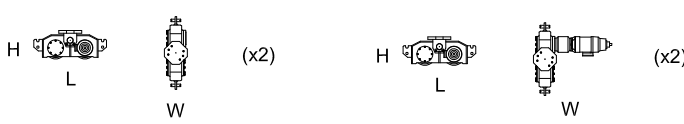
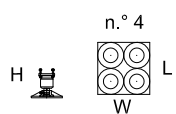
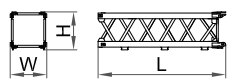
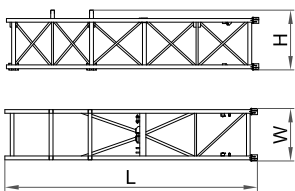
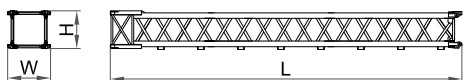
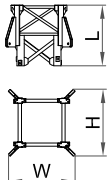
① Consultarnos - Consultateci - Consult us - Nous consulter - Auf anfrage -
Другие высоты подъема и наращивание крана по запросу

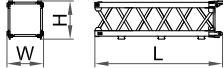
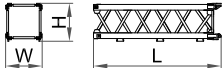
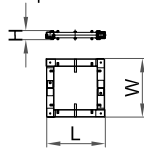
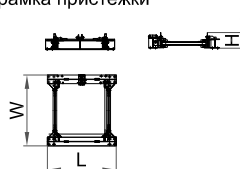
Dimensiones y transporte - dimensions and transport - Abmessungen und Transport - dimensions et des transports - dimensioni e trasporti - Размеры и транспорта

	L(m)	W(m)	H(m)	Peso(Kg)
Unidad de rotacion / Complete slewing unit / Drehbühne / Orientation / Rotazione / Оголовок башни				
	1,86	1,86	3	3925
Balcon giro corto / short slewing balcony				117
Balcon giro largo / long slewing balcony				110
Pluma tramo primero / Jib heel section / Ausleger-Anlenkstück / Pied de fleche / Settore articolato di braccio / Корневая секция стрелы				
	10,7	1,25	2,3	3567
Equipo de Elevacion / Hoist winch				690
Balcon pluma 1 / Jib 1 balcony				117
Gancho, Carro y Puntera / Hook, Trolley and jib head / Lasthaken - Laufkatze-Cabeça de Lança / Crochet - Chariot-Pointe de fleche / Gancio - Carrello e Punta freccia / Крюк и грузовая тележка				
	1,55 0,8 0,8	1,35 0,15 1,2	1,5 1,5 1,4	291 242 100
Unidad de rotacion + pluma 1 / Complete slewing unit+ jib heel section / Drehbühne / Orientation / Rotazione				
	11,96	2,3	3	8142
Cabina y soporte / Cabin and platform / Kabine und wartungs / Cabine et support / Cabina e supporto / Кабина с основой				
	3,3	1,3	2,35	1135
Elemento intermedio de pluma / Intermediate jib section / Ausleger-Zwischenstück / Élément interm. de fleche / Spezzone di braccio / Промежуточная секция стрелы				
N° 2				2
				10,3
N° 3				3
				5,22
N° 4				4
				5,22
N° 5, N° 6, N° 7, N° 8, N° 9, N° 10				5
				5,2
				6
				5,17
				7
				5,17
				8
				5,14
				9
				5,14
				10
				5,14

	L(m)	W(m)	H(m)	Peso(Kg)	
Contrapluma con tirantes / Counter-jib and tie-bars / Gegenausleger / Contre-fleche / Controbraccio / Консоль противовеса 	11,94	1,8	0,6	3352	
Barandillas / Protection 				240	
Bloque de contrapeso / Counterweight blocks / Gegengewichtsblöcke / Bloc de contrepois / Blocco di contrappeso / Плита противовеса 	A	3,5	1,25	0,29	2750
	B	1,83	1,25	0,29	1500
Elemento de torre / Tower section / Turmstück / Elément de mât / Elemento di torre / Башенные секции 	E	11,8	1,2	1,38	3782
	ER	11,8	1,38	1,38	4295
	E	8,0	1,2	1,38	2654
	E	5,9	1,2	1,38	2090
	E	4,0	1,2	1,38	1527
	J	10	1,85	1,38	3520
	K	11,8	1,85	1,85	4620
	K	5,9	1,85	1,85	2505
	K	3	1,85	1,85	1500
	L	11,8	1,85	1,85	5325
	O	11,8	2,27	2,27	4980
	O	5,9	2,27	2,27	2680
	O	3	2,27	2,27	1580
	P	11,8	2,27	2,27	5880
	N	5,9			2850
	X	6	2,27	2,29	4830
	T	6	2,27	2,29	4780
	T	12	2,27	2,29	9000
	U	6	2,31	2,34	6200
	U	12	2,31	2,34	11180
	Z	6	2,61	2,34	7825
	ZR	6	2,31	2,34	7925
Elemento de empotre / Foundation anchor / Fundamentanker / Pieds de scellement / El anegare / Анкерные крепления 	S52R	1,2	1,38	1,42	594
	S52RR	1,2	1,38	1,5	670
	S60/8	1,85	1,85	1,6	956
	S60/R16	1,85	1,85	1,6	1108
	S70/8	2,27	2,27	1,6	1122
	S70R/16	2,27	2,27	1,6	1274
	S75R16/20	0,35	0,35	1,6	1200
	S75R16/22	0,5	0,5	2	1400
	S75R16/26	0,5	0,5	2,4	2100
	S75R24/26	0,5	0,5	2,4	3400
	S75R24/30	0,8	0,8	3	3600
	Dima	2,31	2,34	0,8	1650

	L(m)	W(m)	H(m)	Peso(Kg)
<p>Base C38 / base C38/ Hauptträger für fundamentkreuz C38 / Base C38 / Base C38</p> 	5,75	1,47	0,77	3670
<p>Base C38-900 / base C38-900 / Hauptträger für fundamentkreuz C38-900 / Base C38-900 / Base C38-900</p>	5,75	1,47	0,97	5550
<p>Base Cruciforme C45-700 / Crossbase C45-700 / Fundamentkreuz C45-700 / Châsis C45-700 / Carro base C45-700</p> 	6,7	1,3	0,77	6190
<p>Base C60-900 / base C60-900 / Hauptträger für fundamentkreuz C60-900 / Base C60-900 / Base C60-900</p> 	8,66	1,47	0,96	8625
<p>Base C45R-P / base C45R-P / Hauptträger für fundamentkreuz C45R-P / Base C45R-P / Base C45R-P</p> 	6,9	1,94	1,14	9000
<p>Base C60R-P/U / base C60R-P/U / Hauptträger für fundamentkreuz C60R-P/U / Base C60R-P/U / Base C60R-P/U</p> 	9,01	1,94	1,35	13500
<p>Bloque lastre de base / Base ballast block / Grundballastblöcke / Bloc de lest de base / Blocco di zavorra alla base / Плиты балласта опорной рамы</p> 	4,5 5,8	0,51 0,4	0,9 1,5	5000 8000
<p>Bloque apoyo de base / Base support block / Grundballastblöcke / Bloc de appui de base / Blocco di appoggio alla base</p> 	2	0,5	2	5000

	L(m)	W(m)	H(m)	Peso(Kg)
<p>Traslacion / Travelling bogies / Kranfahren / Traslacion / Traslazione</p> 	1,15	0,25	0,45	450
	1,15	1,25	0,45	505
<p>Niveladores / Levellers / Spindel pyramide / Niveleurs / Piedi regolabile</p> 	1,20	1,20	0,65	250
<p>Tramo trepador SM110 / Climbing tower section / Turmstück / Mâture télescopable / Elemento di torre monolitico / Башенные секции</p> 	4,09	1,17	1,22	1420
<p>Jaula de telescopaje SM110 / Climbing cage SM110 / Hydraulikbühne SM110 / Cage de telescopage SM110 / Gabbia di montaggio SM110 / Монтажная обойма SM110</p> <p>Completa / Full / Vollständige / Complete / completa / полный</p> 	8,1	1,7	1,92	3840
<p>Estructura / Steel frame / Struktur / Construction / Struttura / структура</p>				2425
<p>Hidraulico y accesorios / Hydraulic and accessories / Hydraulik-und Zubehör / hydraulique et accessoires / idrauliche ed accessori / Гидравлические и аксессуары</p>				1415
<p>Tramo de transición SM110-1,2/1,09 / Climbing connection frame / Turmstück Elément de transition / Telaio di raccordo a spinta</p> 	11,2	1,38	1,21	3695
<p>Tramo de enlace a caja SM110-1,09/1,2 / Climbing cage connection frame / Turmstück Elément de connection pour la cage de télescopage / Telaio di raccordo a spinta</p> 	1,5	1,65	1,65	875

	L(m)	W(m)	H(m)	Peso(Kg)
<p>Tramo trepador SM110 - A / Climbing tower section / Turmstück / Mâtère télescopable / Elemento di torre monolitico / Башенные секции</p> 	4,09	1,17	1,22	1900
<p>Tramo trepador SM110 - B / Climbing tower section / Turmstück / Mâtère télescopable / Elemento di torre monolitico / Башенные секции</p> 	4,09	1,17	1,22	1750
<p>Marco trepado externo / Tie-frame / Cadre d'encrage externe / Sopralzo con ancoraggio esterno / внешняя рамка пристежки</p> 	1,7	1,7	0,26	720
<p>Marco trepado interno / Floor climbing frame / Cadre d'encrage interne / Sopralzo interno / внутренняя рамка пристежки</p> 	2,4	2,38	0,45	1503
<p>Hidraulico y accesorios / Hydraulic and accessories / Hydraulik-und Zubehör / hydraulique et accessoires / idrauliche ed accessori / Гидравлические и аксессуары</p>				1100



40" HC x 4 - HBG 31 m + C38
 +2xE11,8+2xE6
 45" HC x 4 - HBG 31 m + C38
 +2xE11,8+2xE6



x 4 - HBG 35 m + C38
 +2xE11,8+1xJ