
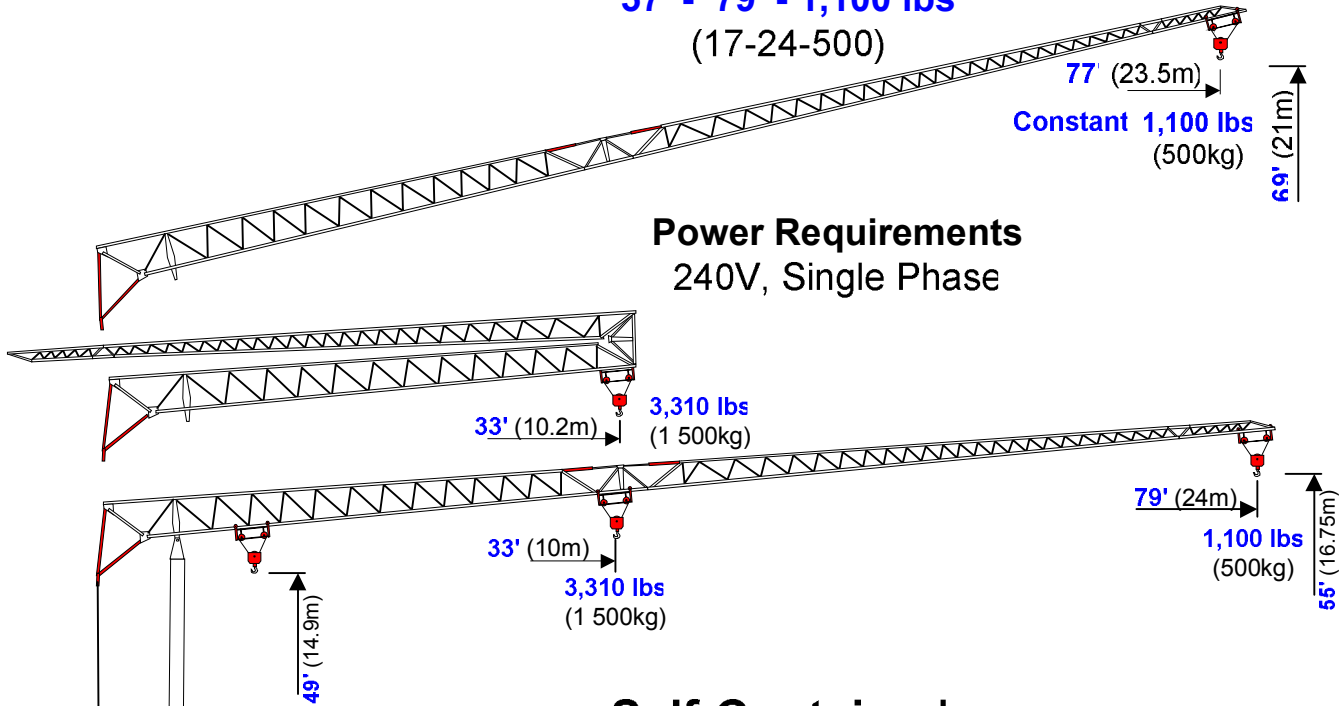


Creative Lifting benazzato

Self-Erecting Crane
1179-SC (102)
 Self-Contained



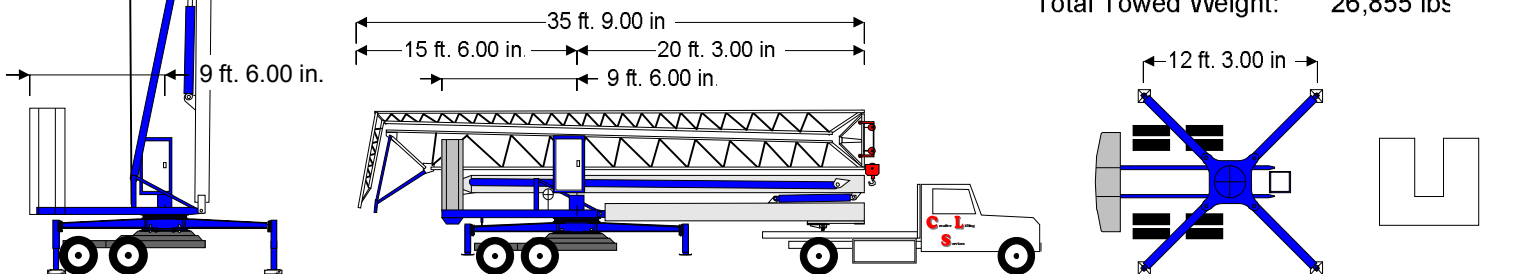
57' - 79' - 1,100 lbs
 (17-24-500)



Power Requirements
 240V, Single Phase

Self-Contained
 Travels with Full Counterweights

Axles & Hitch: 3,700 lbs
 Ballast: 11,025 lbs
 Crane Weight: 12,130 lbs
 Total Erected Weight: 26,855 lbs
 Total Towed Weight: 26,855 lbs



Electric, Hydraulic Or Air Brakes. Goose Neck, 5th Wheel Or Pintle Hitch

Hook	ft.	33	36	39	43	46	49	52	59	66	72	79
Radius	meters	10	11	11.9	13.0	14.0	15.0	16.0	18.0	20.0	22.0	24.0
Max	lbs.	3,308	2,922	2,646	2,359	2,150	1,973	1,819	1,577	1,389	1,235	1,103
Capst	tonnes	1.50	1.33	1.20	1.07	0.98	0.90	0.83	0.72	0.63	0.56	0.50

Creative Lifting Services Inc.

Call Kelly or Will Phone: 303-659-8102 Fax: 303-659-5314
 kelly@creativelifting.com will@creativelifting.com www.creativelifting.com