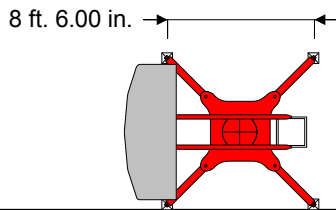
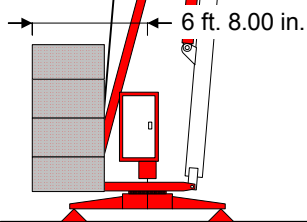
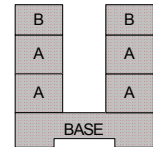


Power Requirements
240V, Single Phase, 60 HZ



- Base Ballast X 1 5,070 lbs
- A Ballast Blocks X 4 2,645 lbs
- B Ballast Blocks X 2 1,765 lbs
- Total Ballast: 9,480 lbs
- Crane Weight: 9,100 lbs
- Total Erected Weight: 18,580 lbs



Hook Radius	ft.	32	33	36	39	43	46	49	52	56	59	62	65
	m	9.7	10	11.0	12.0	13.0	14.0	15.0	16.0	17.0	18.0	19.0	19.8
65'	lbs.	2,646	2,558	2,260	2,029	1,830	1,676	1,532	1,411	1,323	1,213	1,169	1,103
19.8m	tonnes	1.20	1.16	1.03	0.92	0.83	0.76	0.70	0.64	0.60	0.55	0.53	0.50

Creative Lifting Services Inc.

Call Will Phone: 303-659-8102 Fax: 303-659-8205

will@creativelifting.com

www.creativelifting.com