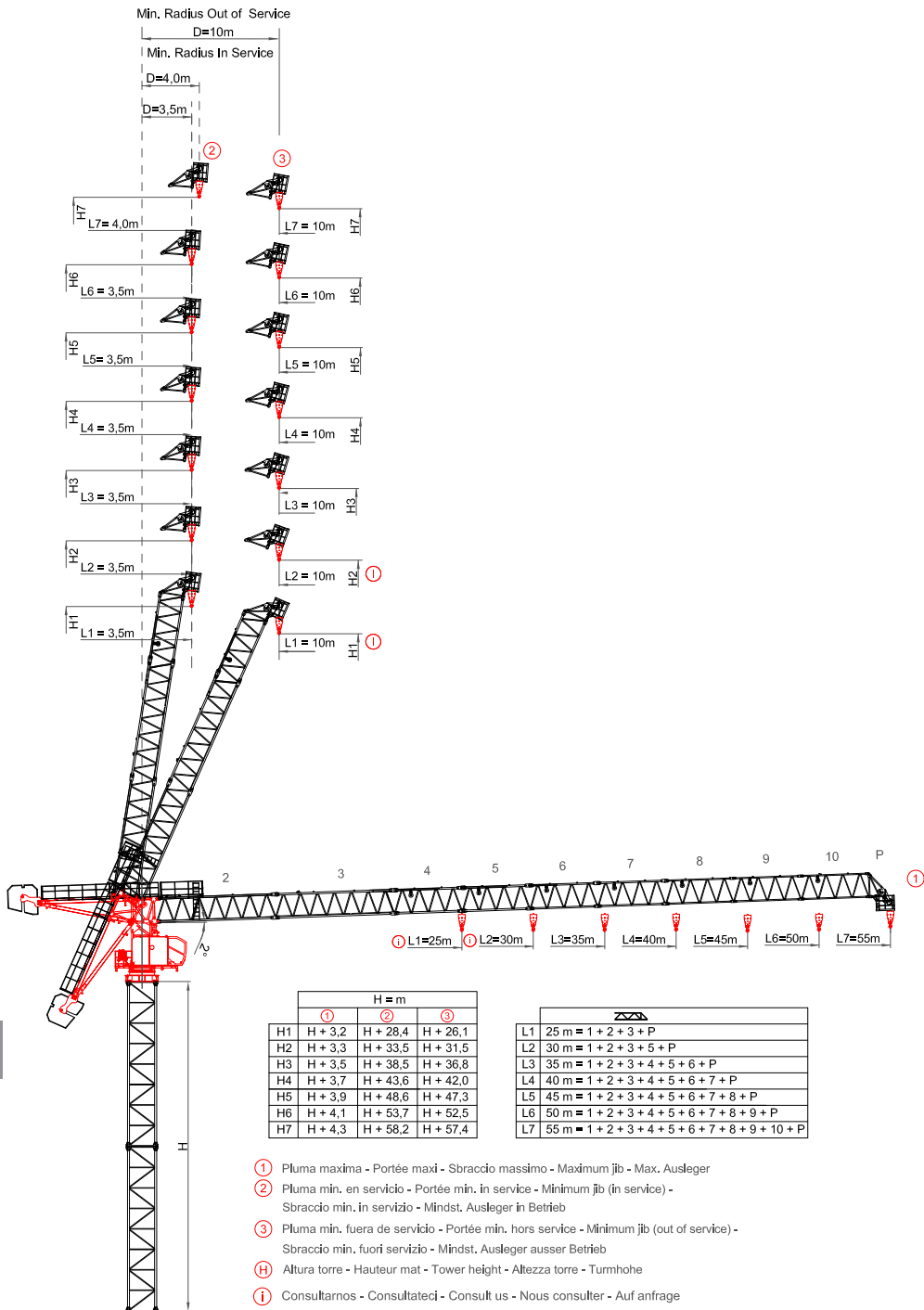


HTS



EN 14439-FEM 1005-C25-D25





SLH

Curvas de cargas - Load diagrams - Lastkurven - Courbes de charges - Curve di carico - График грузоподъёмности

55 m


Max. load	10	15	20	25	30	35	40	45	50	55	m
28,4m	5000	5000	5000	5000	4420	3910	3360	2990	2680	2400	Kg
30,8m	5000	5000	5000	5000	4840	4280	3690	3290	2940	2640	Kg Superlift
14,6m	10000	9560	7230	5600	4430	3920	3370	3000	2680	2400	Kg
15,8m	10000	9640	7840	6120	4850	4290	3690	3290	2940	2640	Kg Superlift

50 m


Max. load	10	15	20	25	30	35	40	45	50	m
31,4m	5000	5000	5000	5000	5000	4360	3850	3330	3000	Kg
34,3m	5000	5000	5000	5000	5000	4790	4230	3670	3300	Kg Superlift
16,1m	10000	10000	8060	6340	5140	4370	3860	3340	3000	Kg
17,6m	10000	10000	8290	6940	5630	4800	4240	3670	3300	Kg Superlift

45 m


Max. load	10	15	20	25	30	35	40	45	m
33,4m	5000	5000	5000	5000	5000	4610	4090	3600	Kg
36,5m	5000	5000	5000	5000	5000	5000	4490	3960	Kg Superlift
17,1m	10000	10000	8200	6520	5480	4610	4090	3600	Kg
18,7m	10000	10000	8980	7150	6010	5060	4490	3960	Kg Superlift

40 m


Max. load	10	15	20	25	30	35	40	m
36,5m	5000	5000	5000	5000	5000	5000	4500	Kg
39,9m	5000	5000	5000	5000	5000	5000	4950	Kg Superlift
18,7m	10000	10000	9340	7170	5960	5100	4500	Kg
20,4m	10000	10000	10000	7870	6540	5600	4950	Kg Superlift

35 m


Max. load	10	15	20	25	30	35	m
35,0m	5000	5000	5000	5000	5000	5000	Kg
35,0m	5000	5000	5000	5000	5000	5000	Kg Superlift
20,4m	10000	10000	10000	7820	6610	5700	Kg
22,3m	10000	10000	10000	8590	7260	6270	Kg Superlift

30 m







Max. load	10	15	20	25	30	m
30,0m	5000	5000	5000	5000	5000	Kg
30,0m	5000	5000	5000	5000	5000	Kg Superlift
21,3m	10000	10000	10000	8320	7000	Kg
23,3m	10000	10000	10000	9150	7700	Kg Superlift

25 m






Max. load	10	15	20	25	m
25,0m	5000	5000	5000	5000	Kg
25,0m	5000	5000	5000	5000	Kg Superlift
20,1m	10000	10000	10000	8000	Kg
22,1m	10000	10000	10000	8800	Kg Superlift

SL-SUPERLIFT Otras velocidades y características de funcionamiento – Variant speeds and service conditions – Abweichende Geschwindigkeiten und Betriebsbedingungen – Vitesses et conditions de fonctionnement différentes – Differenti velocità e condizioni di funzionamento – Нестандартные скорости и условия эксплуатации

Mecanismos - Mechanisms - Antriebe - Mécanismes - Meccanismi - Приводы

									
50 Hp (37Kw) INV		D-Max 715m  H. 660m Ø16				D-Max 715m  H. 330m Ø16			
	m/min	0-40*	0-63	0-90	0-220	0-20*	0-31,5	0-45	0-110
	Kg	5000	3000	2300	600	10000	6000	4600	1200
	Kw	37	37	37	37	37	37	37	37

* Max. hoisting speed with Superlift mode activated

			
		2 min. de 2° a 85° 2 minutes from 2° to 85°	
	Kw	22	
	r.p.m.	0-0,8	
	Nm	2 x 85	
	m/min	12-24	
	Kw	4 x 3	

* Opcional / Optional / Opzionale



 Elevación / Hoisting / Heben / Levage / Sollevamento


 Elevación de pluma / Luffing / Ausleger-Einziehen / Relevage / Brandeggio

 Orientación / Slewing / Schwenken / Orientation / Rotazione

 Traslación / Travelling / Schlenenfahren / Translation / Traslazione

 Cable / Rope / Seil / Câble / Funè

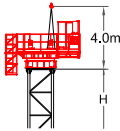
 2000/14/CEE 2005/88/CEE	 2006/95/CEE	400 V 50 Hz 60 Hz	100 m 4 x 35 mm ²
---	--	-------------------------	---------------------------------

 37 Kw	74 Kw	145 kVA
---	-------	---------

Proceso de montaje - Assembling - Zusammensetzung - Montage - Montaggio - монтаж

1st STEP
OPTION A

TURNTABLE
CABIN SUPPORT
9600 KG



2nd STEP
OPTION A

TOWER TOP SECTION
JIB 1 SECTION
7600 KG



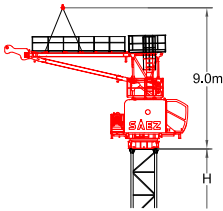
1st & 2nd STEP
OPTION B

TURNTABLE
TOWER TOP SECTION
CABIN SUPPORT
JIB SECTION 1
17000 KG



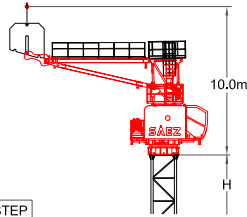
3rd STEP

COUNTERJIB
5000 KG



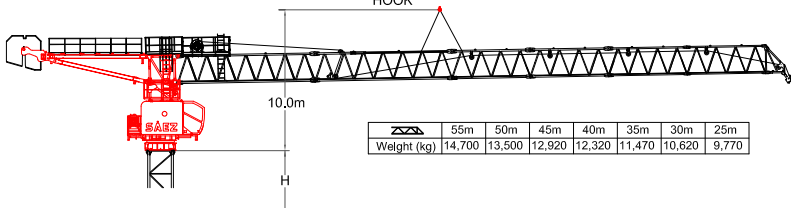
4th STEP

2 x COUNTER JIB BALLAST
2 x 5000 KG



5th STEP

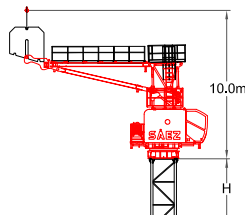
JIB SECTIONS 2, 3, 4, 5, 6, 7, 8, 9 & 10
JIB END
HOISTING UNIT
HOOK



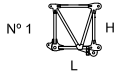
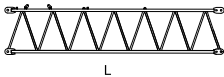
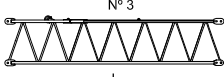
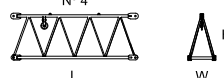
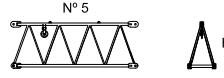
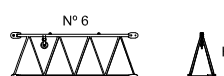
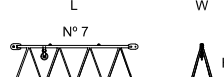
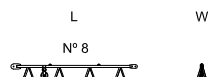
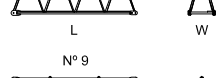
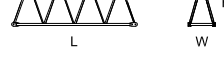
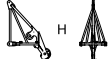
	55m	50m	45m	40m	35m	30m	25m
Weight (kg)	14,700	13,500	12,920	12,320	11,470	10,620	9,770


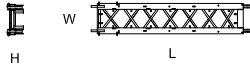
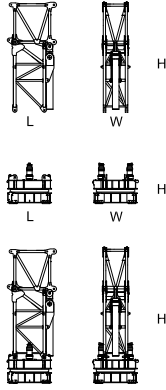

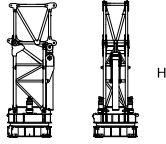


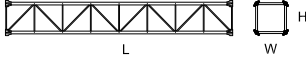
6th STEP

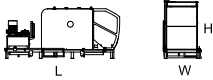
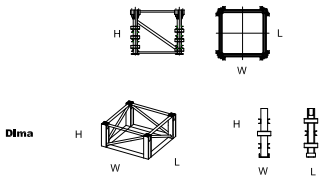

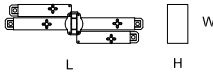
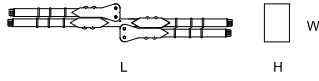
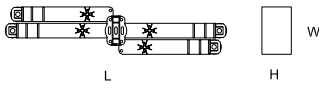
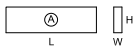
3 x COUNTER JIB BALLAST
3 x 5000 KG

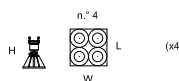
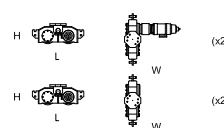
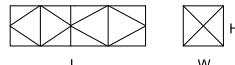
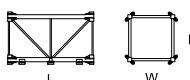



Dimensiones y transporte - dimensions and transport - Abmessungen und Transport - dimensions et des transports - dimensioni e trasporti - Размеры и транспорта

	L(m)	W(m)	H(m)	Peso(Kg)
<p>Pluma tramo primero / Jib heel section / Ausleger-Anlenkstück / Pied de fleche / Settore articolato di braccio</p>  <p>N° 1</p>	2,26	1,2	2,22	2600
<p>Elemento intermedio de pluma / Intermediate jib section / Ausleger-Zwischenstück / Élément Intern. de fleche / Spezzone di braccio</p> <p>N° 2</p>  <p>N° 3</p>  <p>N° 4</p>  <p>N° 5</p>  <p>N° 6</p>  <p>N° 7</p>  <p>N° 8</p>  <p>N° 9</p>  <p>N° 10</p> 	9,02	1,2	2,08	3400
	9,02	1,2	2,06	2400
	5,25	1,2	1,93	1180
	5,25	1,2	1,93	1180
	5,21	1,2	1,92	885
	5,21	1,1	1,92	885
	5,18	1,1	1,92	885
	5,16	1,1	1,85	600
	5,16	1,1	1,85	580
<p>Elemento final de pluma / Intermediate jib section / Ausleger-Zwischenstück / Élément Intern. de fleche / Spezzone di braccio</p> 	1,79	1,1	2,48	360

	L(m)	W(m)	H(m)	Peso(Kg)	
Cesto Contrapluma / Counter-jib basket / Gegenausleger / Contre-fleche / Controbraccio 	1,80	3,32	0,96	2000	
Contrapluma / Counter-jib / Gegenausleger / Contre-fleche / Controbraccio 	6,52	1,24	0,67	1700	
Unidad de rotacion / Complete slewing unit / Drehbühne / Orientation / Rotazione 	2,30	1,35	5,10	7100	
	2,35	2,35	1,90	6100	
	2,40	2,30	6,25	13200	
Gancho / Hook / Lasthaken / Crochet / Gancio 	0,5	0,2	1,4	350	
Bloque de contrapeso / Counterweight blocks / Gegengewichtsblöcke / Bloc de contrepoids / Blocco di contrappeso 	A	2,2	0,51	2,2	5000
Elemento de torre / Tower section / Turmstück / Élément de mât / Elemento di torre 	O 11,8 O 5,9 O 3 P 11,8 Q 11,8 X 6 T 6 T 12 U 6 U 12 Z 6 ZR 6	2,27 2,27 2,27 2,27 2,27 2,27 2,29 2,29 2,29 2,31 2,31 2,31 2,31	2,27 2,27 2,27 2,27 2,27 2,29 2,29 2,29 2,34 2,34 2,55 2,55	5044 2640 1545 5700 5900 4000 4550 9100 6200 12400 7825 7925	

	L(m)	W(m)	H(m)	Peso(Kg)
<p>Cabina y soporte / Cabin and platform / Kabine und wartungs / Cabine et support / Cabina e supporto</p> 	5,2	1,75	2,40	3300
<p>Elemento de empotre / Foundation anchor / Fundamentanker / Pieds de scellement / El anegare</p> 	S70/8 S70R/16 S75R16/20 S75R16/22 S75R16/26 S75R24/30 Dlma	2,27 2,27 0,35 0,5 0,5 0,5	2,27 2,27 1,6 2,0 2,4 0,8	1122 1274 1200 1400 2100 3600 1650
<p>Bloque apoyo de base / Base support block / Grundballastblöcke / Bloc de appui de base / Blocco di appoggio alla base</p> 	3,75	0,5	1,2	5400
<p>Base C45R-P / base C45R-P / Hauptträger für fundamentkreuz C45R-P / Base C45R-P / Base C45R-P</p> 	6,9	1,94	1,14	9000
<p>Base C60-900 / base C60-900 / Hauptträger für fundamentkreuz C60-900 / Base C60-900 / Base C60-900</p> 	8,66	1,47	0,96	8625
<p>Base C60R-P-U / base C60R-P-U / Hauptträger für fundamentkreuz C60R-P-U / Base C60R-P-U / Base C60R-P-U</p> 	9,01	1,94	1,35	13500
<p>Bloque lastre de base / Base ballast block / Grundballastblöcke / Bloc de lest de base / Blocco di zavorra alla base</p> 	4,5 5,8	0,51 0,4	0,9 1,5	5000 8000

	L(m)	W(m)	H(m)	Peso(Kg)
<p>Niveladores / Levellers / Spindel pyramlde / Niveleurs / Piedl regotabile</p> 	1,20	1,20	0,90	250
<p>Traslaclo / Travelling bogles / Kranfahren / Traslato / Traslazlo</p> 	1,15	1,25	0,45	505
<p>Jaula de telescopaje tipo O 2.95 / Climbing cage type O 2.95 / Hydraulkbühne O 2.95 / Cage de telescopage type o 2.95/ Gabbia di montaggio O 2.95</p> <p>Completa / Full / Vollständig/Complete / completa</p> 	O-2.95 7,35	2,75	2,75	7000
<p>Estructura / Steel frame / Struktur/ Construction / Struttura</p> <p>Hidráulico y accesorios / Hydraulic and accessories / Hydraulik-und Zubehör / hydraulique et accessoires / idrauliche ed accessori</p>	O-2.95			5400
<p>Tramo trepador Otr / Tower section Otr/ Turmstück Otr/ Élément de mâtire Otr/ Elemento di torre monolitico Otr</p> 	2,95 11,8	2,27 2,27	2,27 2,27	1475 4750
<p>Marco de trepado externo / Tie-frame/ Cadre d'encrage externe / Soplazo con ancoraggio esterno</p> 	2,31	2,31	0,26	950



40' HC x 7' HBG 36 m



x 6 - HBG 36 m